



Class	Subject	Chapter	Topic	Web link
UKG	ENGLISH	Ch-5: The Ugly Umbrella	<p><u>Complete the work in your English Notebook</u></p> <p>1) Draw the picture of an umbrella, stick the pictures of a unicorn, unicycle, uniform and an umpire.</p> <p>2) Word Bank (write the spelling of each word 3 times by drawing 3 columns and learn them) ugly; umbrella; unicorn; unicycle; umpire; uniform; under; use; used; brother; just; even; instead; pictures.</p> <p>3) Opposites: (Pg no.55) 1. many x few 2. ugly x beautiful 3. love x hate 4. found x lost 5. under x over</p> <p>4) Write True or False: (Pg no.56) 1. Uma had a pretty umbrella. _____ 2. The umbrella had no pictures. _____ 3. Uma did not want to use her umbrella. _____ 4. Ulf did not use the umbrella. _____ 5. Umbrella had a bus on it. _____</p> <p>Answers: 1. False 2.False 3.True 4.False 5.False</p> <p>5) Fill in the blanks: (Pg no. 56) 1. Uma had _____ umbrella. (the/an/a) 2. Uma did not want to _____ it. (eat/make/use) 3. The umbrella had too _____ pictures. (many/few/one) 4. Ulf _____ the umbrella. (loved/used/hated)</p> <p>Answers: 1. an 2.use 3.many 4.loved</p>	<p>https://youtu.be/ysgV3pL58Ew</p> <p>https://youtu.be/Zhls7lITJpw</p> <p>https://youtu.be/K2pZBJLy29U</p> <p>https://youtu.be/Ap-kGXWbtKk</p> <p>https://youtu.be/P86obYVZCjE</p>

6.08.21

6) Answer Yes /No: (Pg no.57)

1. Did Uma like her umbrella? _____(Yes /No)

2. Did Ulf use the umbrella? _____(Yes /No)

Answers:

1. No

2. Yes

7) Tick the correct answer (Pg no.57)

1. Which of these is NOT on the umbrella?
(umpire / apple / unicorn / unicycle)

Answer:

1. apple

7.08.21

8) Make Sentences: (Pg no. 57)

1. brother: _____.

2. like: _____.

3. bus: _____.

4. umbrella: _____.

Answers:

1. brother: I love my brother..

2. like: I like to eat an ice cream .

3. bus: I go to school by bus.

4. umbrella : Soha has a colourful umbrella.

9.08.21

**9) Fill in the missing letter 'u'. (Pg no. 58)
(Repeat the words in the note book)**

c__b h__b p__b r__b

b__d c__d m__d

b__n f__n g__n s__n

b__t c__t g__t h__t

b__g d__g h__g r__g

j__g b__s c__p p__p

10.08.21

**10) Rhyming words: (Pg no. 58)
(Repeat the rhyming words in the note book)**

- ub cub tub

- ud bud mud

- un _____ _____ _____

- ut _____ _____ _____

- ug _____ _____ _____

- up _____ _____ _____

Answers:

-un bun fun sun

-ut cut hut nut

-ug hug jug rug

-up pup cup yup

11.08.21

Use a/an

	-- house		-- computer
	-- sandwich		-- orange
	-- airplane		-- cake
	-- sweet		-- egg

12.08.21

Use This or That

A

1. _____ is a star.

2. _____ is a basketball.

3. _____ is a whiteboard.

4. _____ is a rubber.

5. _____ is an umbrella.

6. _____ is a bed.

7. _____ is an orange chair.

8. _____ is a pencil.

9. _____ is a yellow bag.

10. _____ is a grey mouse.


11. _____ is an insect.





Answers: 1. That , 2. This 3. This 4. That 5. This
6. This 7. That 8. That 9. That 10. This
11. This


13.08.21


Use These or Those


..... are flowers. 

..... are trees. 

..... are bags. 

..... are houses. 

..... are balls. 

..... are dogs. 

14.08.21

**LEARN AND WRITE THE
COMPOSITION IN YOUR NOTEBOOK :**
(pg.134)

MY FRIEND

The name of my friend is _____.
He /She is my classmate.
He/ She shares his /her toys with me.
He/ She is kind to animals.
He/ She helps me in my studies.
He / She plays with me every evening.

**Ch:6
The Birds**

**Do all the work in your English Book and also
in your Notebook**

**1.) Draw or stick picture of these birds:-in one
page.**

- A bird on a branch
- A bird in the nest
- Black bird
- Brown bird
- Blue bird

		<p>16.08.21</p>	<p>2.) Word Bank (write each words 3 times by drawing 3 columns) Bob, small,birds, branch, nest ,black, brown,blue, berries, bread, butter, bananas, batman</p>	
		<p>17.08.21</p>	<p>Opposites: (Pg no.64)</p> <ul style="list-style-type: none"> • big x small • in x out • like x dislike • cold x hot • old x young 	
		<p>18.08.21</p>	<p>4) Write True or False: (Pg no.65)</p> <ol style="list-style-type: none"> 1. Bob is a girl. _____ 2. Bob likes bread and jam. _____ 3. Bob likes black birds. _____ 4. Bob does not like a banana. _____ 5. Bob does not like birds. _____ <p>Answers: 1. False 2.False 3.True 4.False 5.False</p> <p>5) Fill in the blanks: (Pg no. 65)</p> <ol style="list-style-type: none"> 1.Bob likes _____. (bees /birds) 2. Bob likes a bird on a _____.(ball / branch) 3.Bob likes baby birds in the _____.(branch / nest) 4. Bob likes bread and _____.(jam / butter) 5. Bob is a _____ boy. (bad / good) <p>Answers: 1.birds 2.branch 3.nest 4.butter 5.good</p>	
		<p>20.08.21 21.08.21</p>	<p>6) Answer the following:-(Pg no.66)</p> <ol style="list-style-type: none"> 1. What does Bob like? Ans: _____ 2. Does Bob like blue birds best? Ans: _____ 3. Does Bob like red birds best? Ans: _____ 4. Which bird do you like the best? Ans: _____ <p>Answers:</p> <ol style="list-style-type: none"> 1. Bob likes birds. 2. Yes, Bob likes blue birds best. 3. No, Bob does not like red birds. 4. I like blue birds the best. 	

23.08.21

7.) **Make Sentences:** (Pg no. 66)

1. good :

2. like:

Answers:

1. good : Meeta is a good girl.

2. like: Children like to play in the park.

24.08.21 &
25.08.21

MY TEACHER(Pg 134)

The name of my teacher is

_____.

She is very kind and loving.

She teaches me to read and write.

She teaches us about the world around us.

She corrects me when I am wrong.

26.08.21 &
27.08.21

GOOD HABITS(pg 135)

Good habits help us to be healthy children.

I sleep and wakeup on time everyday.

I brush my teeth twice a day.

I bathe every morning.

I eat healthy food.

I reach school on time.

28.08.21 to
31.08.21

Revision

a or an



___ book



___ elephant



___ ant



___ igloo



___ cat



___ eye



___ apple



___ kite



___ bow



___ egg



___ girl



___ octopus

Fill in with ' u' .



n_t



h_t



j_g



b_n



s_n



b_g



c_p



p_p

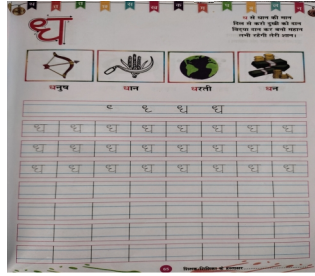


h_g

HINDI

अक्षर ध

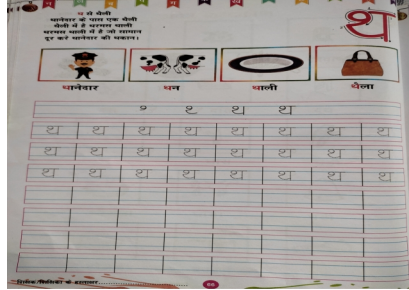
ध लिखने का अभ्यास अपनी कॉपी में करं तथा ध से संबंधित पाँच चित्रों के नाम बोल।



<https://youtu.be/h4hJyaMhjdg>

अक्षर थ

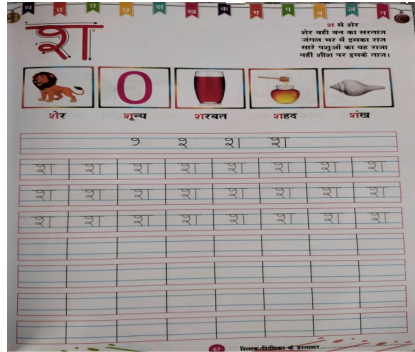
थ लिखने का अभ्यास थ लिखने का अभ्यास अपनी कॉपी में करं तथा ध से संबंधित पाँच चित्रों के नाम बोल।



<https://youtu.be/IC7IbkcsVdk>

अक्षर श


श लिखने का अभ्यास अपनी कॉपी में करं तथा ध से संबंधित पाँच चित्रों के नाम बोल।



<https://youtu.be/GbRNSRo2xw8>

अक्षर ष

ष लिखने का अभ्यास अपनी कॉपी में करं तथा ध से संबंधित पाँच चित्रों के नाम बोल।




अक्षर झ

भ्य
त्रे



अक्षर य

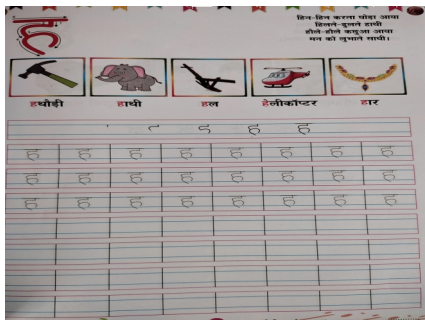
ने का अभ्यास अपनी कॉपी में करं तथा ध से
त्रे



भ्य
त्रे

अक्षर ह

भ्य
त्रे



अक्षर क्ष

क्ष

भ्य
त्रे



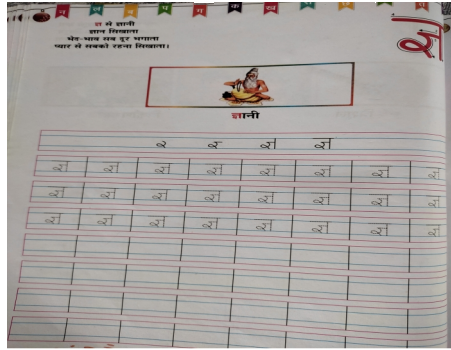
क्ष त्र

त्र भ्य
त्रे



क्ष श

श भ्य
शे



त्र



1. -----



2. -----



3. -----



4. -----





5. -----

- क्य -
1. -
 2. -
 3. -
 4. -
 5. -

त्र

त्र



क्ष

त्र

त्र

त्र



त्र

-

-

-

-

-

श

क्ष

त्र

- ,
- ,
- छ ,
- ,
- ,

$$\begin{aligned}
 &+ + = \\
 &+ + = \\
 &+ + = \\
 &+ + + = \\
 &+ + + =
 \end{aligned}$$

क्ष

क्ष
क्ष : त्र :
इसमें एक श्यामपट्ट, ,
क्ष :
क्ष : त्र :

f

प्य f

मेरे पिता मुझे प्यार करते हैं और मेरी रक्षा करते हैं।
मेरी माँ देखभाल करती हैं और स्वादिष्ट भोजन

हम अपने खिलौने आपस में ^{खे}

MATHS

All related exercises upto numbers 20

CH 7:
Ordering by Size and weight





Number names 1-20

02.08.21

Do all the work in your Maths Notebook

Note: All the exercises of Ch 7 to be done in the book

Circle the correct number of objects.

<p>Circle 13 hearts</p> 	<p>Circle 6 stars</p> 
<p>Circle 11 notes</p> 	<p>Circle 19 drops</p> 

<https://youtu.be/D0Ajq682yrA>

<https://youtu.be/tkTwbaE7NIM>

03.08.21

Write numbers from 1-20

1	2	3	4	5	6	7	8	9	10
11	12	13	14	15	16	17	18	19	20

<https://youtu.be/BfOj86dTxuk>

04..08.21

Write the number names.

13 – thirteen

20 – twenty

6- six

14- fourteen

19- nineteen

7- seven

5.08.21

Write in figures.

seventeen- 17

three- 3

eight – 8

eighteen -18

fourteen- 14

twelve - 12


6.08.21

Count backward and write(20-0)

20	19	18	17	16	15	14	13	12	11
10	9	8	7	6	5	4	3	2	1
0									

7.08.21

Draw more to get the number given.




09.08.21

Circle the object which is short.



10.08.21

Circle the objects which are more in number.



11.08.21

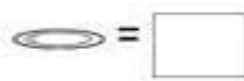
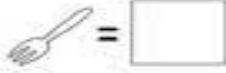
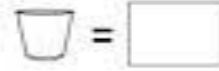
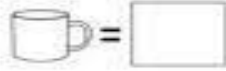

Fill in the missing numbers.

- 1) 20 19 — 17 — 15
- 2) 16 — — 13 12 —
- 3) 18 — 16 — — 13
- 4) — 14 — 12 — 10

20 19 18 17 16 15 14 13 12 11 10

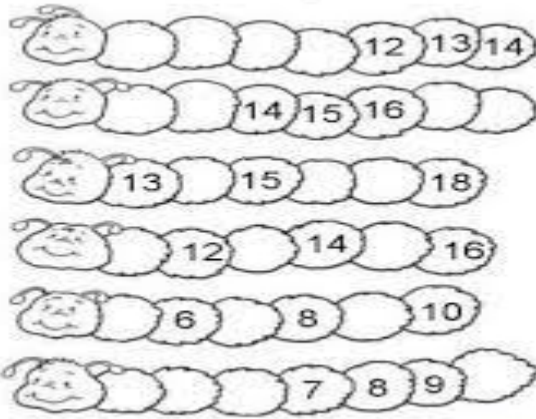
12.08.21

Count and write the correct number.




13.08.21

Complete the series.



14.08.21

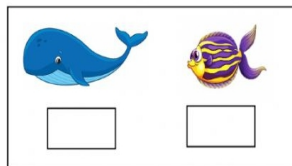
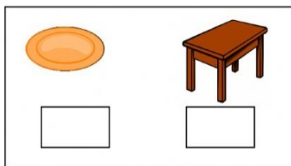
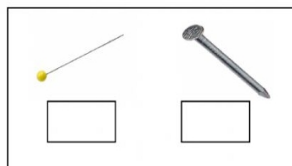

Use the correct symbol >, =, <



2 ○ 1	4 ○ 9	3 ○ 3
10 ○ 5	7 ○ 6	8 ○ 2
9 ○ 9	1 ○ 3	2 ○ 1
8 ○ 4	6 ○ 6	7 ○ 10

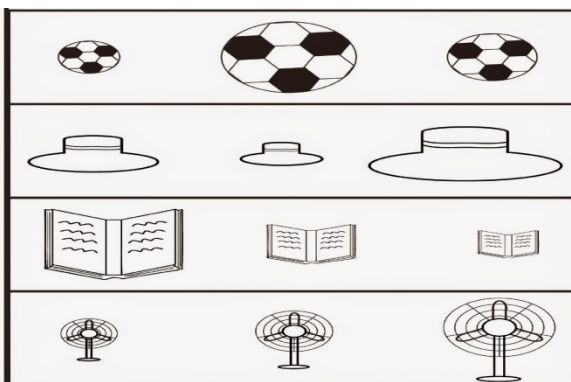
16.08.21

Tick the heavy object and cross the lighter object.



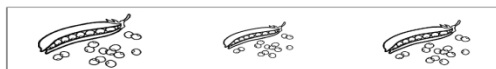
17.08.21

Tick the smallest object.




18.08.21

Colour the biggest object.



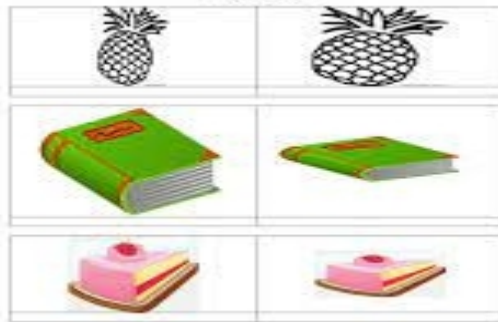
20.08.21

Circle the thinner objects.



21.08.21

Cross the thicker objects.



23.08.21

Write in ascending order.

1. 12, 19, 13, 20

Ans. 12, 13, 19, 20

2. 9, 3, 13, 10

Ans. 3, 9, 10, 13

24.08.21

Write in descending order

1. 14, 18, 11, 20

Ans. 20, 18, 14, 11

2. 3, 10, 2, 19

Ans. 19, 10, 3, 2

25.08.21

What comes before and after?

_____ 16 _____

_____ 18 _____

_____ 12 _____

_____ 14 _____

_____ 17 _____

26.08.21

What comes in between?

11 _____ 13

15 _____ 17

18 _____ 20

7 _____ 9

16 _____ 18

27.08.21

Match with the number names

11

fifteen

15

nine

18

eleven

9


eighteen

13

thirteen

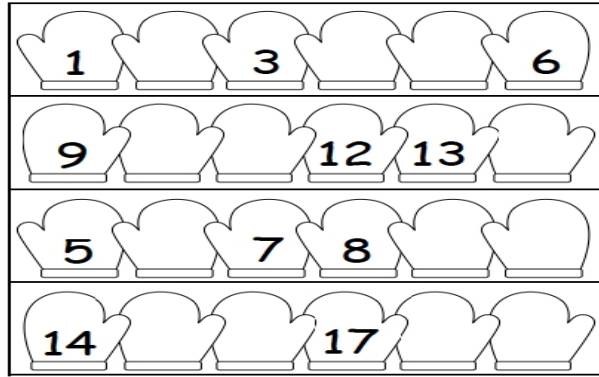
28.08.21

Circle the longer object.



30.08.21 &
31.08.21

Write the missing numbers.(Revision)



General
Awareness

Ch -11 Fruits
Ch 12
Vegetables

From 2.08.21
to 14.08.21

Identify the fruits.



Avocado



Pomegranate



Fig



Apple



Coconut



Watermelon



Apricot



Grapes



Banana



Cherry



Lemon



Pineapple



Pear



Orange



Strawberry



Kiwi

Learn the Q/A in full sentence.

1. Name some fruits.

Ans. Apple , banana, orange , mango ,
grapes etc

2. Name two red coloured fruits.

Ans. Apples and cherries are red in
colour.

3. Name a fruit with single seed.

Ans. The mango has a single seed.

4. Name a fruit without seed.

Ans. Banana is a fruit without seed.

5. Name some fruits with many seeds.

Ans. Papaya , apple and watermelon
have many seeds.

<https://youtu.be/S2hX3N7mHYk>

<https://youtu.be/DIEq-s9-Jcc>

Identify the vegetables.



Answer in full sentence.

1. Name some vegetables.

Ans. Potato, tomato, onion, peas, beans, brinjal etc.

2. Name the vegetables used in salad.

Ans. Tomato, cucumber, carrot, radish, and onion are used in salad.

3. Which vegetables tastes bitter?

Ans. Bittergourd tastes bitter.

4. Name a vegetable which is red in colour.

Ans. Tomato is red in colour.

5. Name a vegetable which is green and leafy.

Ans. Cabbage is green and leafy vegetable.

Ch 13 Healthy Food
Ch 14 Junk Food

From 16.08.21 to 31.08.21

Identify the healthy food items.



Identify the junk food items.



Answer in full sentence.

1. What do you have in your breakfast?

Ans. I have _____ in breakfast.

2. What do you have in your lunch?

Ans. I have _____ in lunch.

3. Name two round shaped food items.

Ans. Chapati and Idli are round in shape.

4. Name two junk food items.

Ans. Pizza and cold drinks are junk food items.

5. Name two healthy food items.

Ans. Salad and milk are healthy food items.

Rakshmi

DIRECTOR ACADEMICS