




Class	Subject	Chapter	Topic	Web link
LKG	English 02.08.21- 03.08.21	PHONIC FUN Sound Drill 'a'	<p>Read page no 17, 18, 19</p> <p>Note: Make your child do exercises mentioned on page nos 20, 21, 22 in the textbook.</p>  	<p>https://youtu.be/wVwKgXKpMxg</p> <p>https://youtu.be/GAXPfyYEkG</p> <p>https://youtu.be/mKFuUeg6PUo</p> <p>https://youtu.be/uLrZc5JbSkk</p> <p>https://youtu.be/ry5AnHF1EY</p> <p>https://youtu.be/lZsomLsing4</p> <p>https://youtu.be/SXK0WuT4MCU</p>
	04.08.21	Phonic drill 1- Sound of ad	<p>Read page no 23</p> <p>Note: Make your child do exercises mentioned on page no 24 in the textbook.</p> 	

05.08.21

Notebook work

Note: Make your child do the exercises mentioned below in notebook.




06.08.21-
07.08.21

Phonic drill 2-
Sound of ag

Read page no 25

Note: Make your child do exercises mentioned on page no 26, 27 in the textbook.

Textbook
Exercise



09.08.21

Notebook work

Note: Make your child do the exercises mentioned below in notebook.



10.08.21-
11.08.21

Phonic drill 3-
Sound of at

Textbook
Exercise

Read page no 28, 29

Note: Make your child do exercises mentioned on page no 30, 31 in the textbook.



12.08.21

Notebook work

Note: Make your child do the exercises mentioned below in notebook.



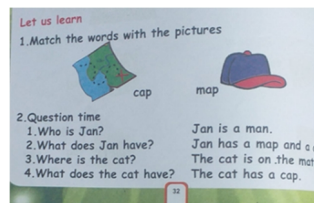
13.08.21

Phonic drill 4 -
Sound of ap

Textbook
Exercise

Read page no 32

Note: Make your child do exercises mentioned on page no 32 in the textbook.



14.08.21

Phonic Drill 5-
Sound of am

Textbook
Exercise



Read page no 33

Note: Make your child do exercises mentioned on page no 33 in the textbook.

16.08.21-
17.08.21

Notebook work

Note: Make your child do the exercises mentioned below in notebook.




18.08.21-
20.08.21

Phonic drill 6-
Sound of an


Read page no 34 and 36.

Note: Make your child do exercises mentioned on page no 35 in the textbook.



Notebook work

Note: Make your child do the exercises mentioned below in notebook.



23.08.21

Textbook Exercise

Note: Make your child do exercises mentioned on page no 37, 38 in the textbook.



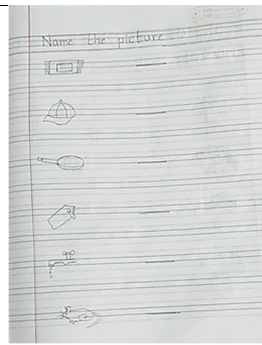


24.08.21-
26.08.21

Notebook Work

Note: Make your child do the exercises mentioned below in notebook.





27.08.21-
28.08.21


USE OF 'IT'

Note: Practice exercises mentioned on page no 39 and 89 of the textbook.

Textbook
Exercise



**Notebook
Work**





Note: Make your child do the exercises mentioned below in notebook.




**30.08.21-
31.08.21**

REVISION

Note: Make your child do the exercises mentioned below in notebook.





MATHS
02.08.21

MY NUMBER
BOOK Part -B
(NUMBER 11
- 15)

NOTE: - Make your child do Exercises as mentioned below Page no. 2,3

<https://youtu.be/-9JmZIWsl3o>



<https://youtu.be/s5fa1fePnDw>

<https://youtu.be/oqzWr5ILxDM>

03.08.21


NOTE: - Make your child do Exercises as mentioned below Page no. 4,5

<https://youtu.be/-9JmZIWsl3o>



04.08.21

NOTE: - Make your child do Exercises as mentioned below Page no. 6,7




05.08.21

NOTE: - Make your child do Exercises as mentioned below Page no. 8,9



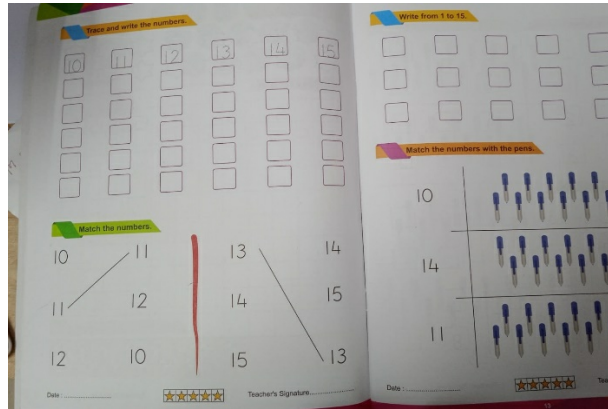
06.08.21

NOTE: - Make your child do Exercises as mentioned below Page no. 10,11




07.08.21

NOTE: - Make your child do Exercises as mentioned below Page no.12,13



09.08.21

NOTE: - Make your child do Exercises as mentioned below Page no.14, 15




10.08.21

NOTE: - Make your child do Exercises as mentioned below Page no.16,17



11.08.21

NOTE: - Make your child do Exercises as mentioned below Page no.18,19



12.08.21

NOTEBOOK

NOTE: - Make your child do Exercises as mentioned below:-

A. What comes after:-

12 _____

5 _____

11 _____

7 _____

10 _____

B. Count and Write:-

1.




2.



3.

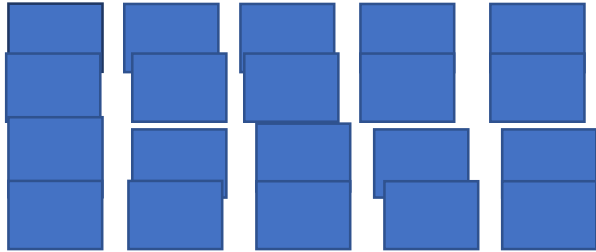
13.08.21

A. Count and Circle the correct number:-

1.  8 5
3
2.  6 2 9
3.  4 1 7

14.08.21

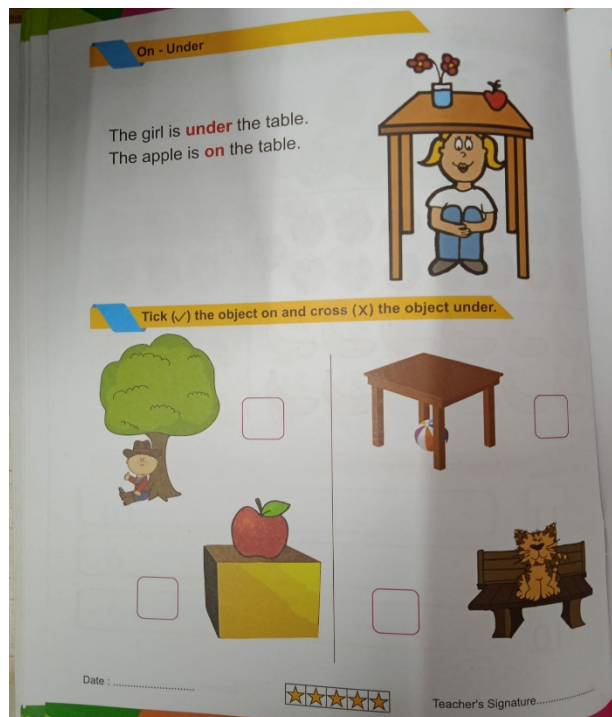
NOTE: - Make your child do Exercises as mentioned. Write numbers from 1 to 15



16.08.21

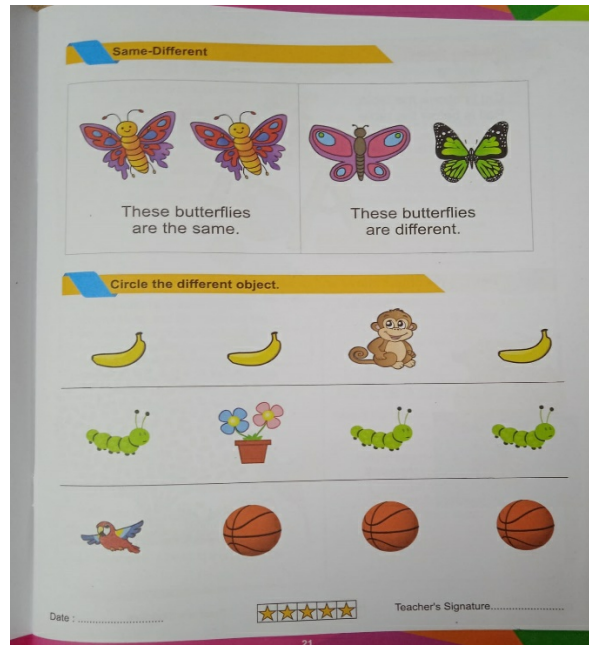
MY NUMBER BOOK Part -B

NOTE: - Make your child do Exercises as mentioned below Page no.20



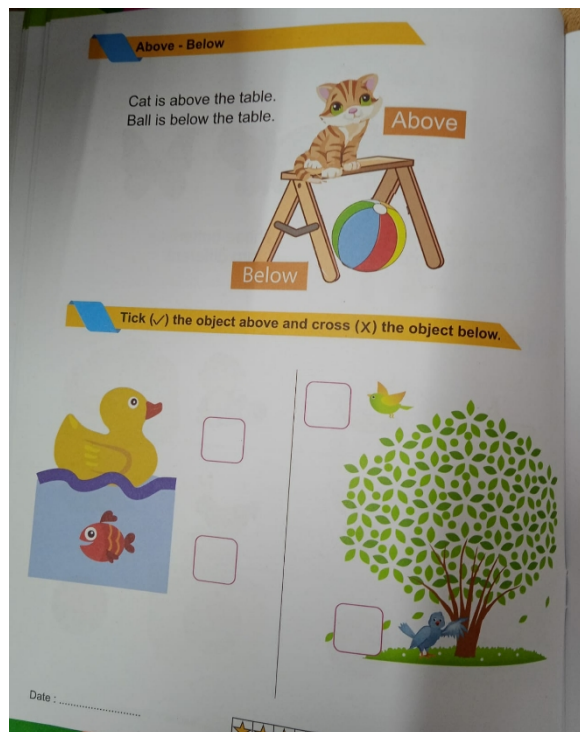
17.08.21

NOTE: - Make your child do Exercises as mentioned below Page no.21



18.08.21

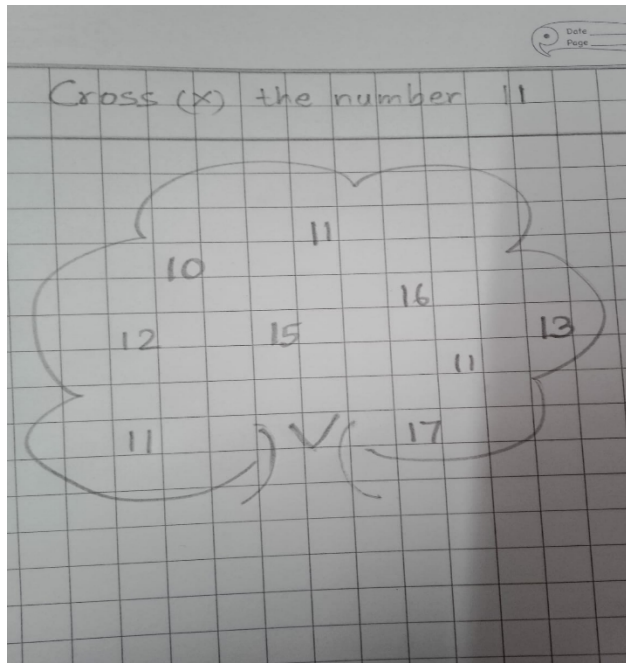
NOTE: - Make your child do Exercises as mentioned below Page no.22



20.08.21


NOTEBOOK

NOTE: - Make your child do Exercises as mentioned below :-




23.08.21

NOTE: - Make your child do Exercises as mentioned below :-



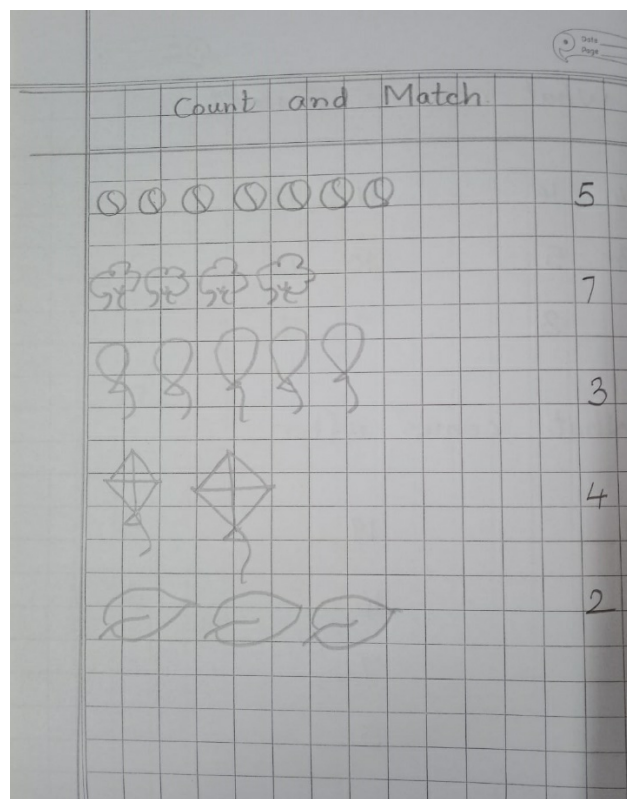
24.08.21

NOTE: - Make your child do Exercises as mentioned below :-



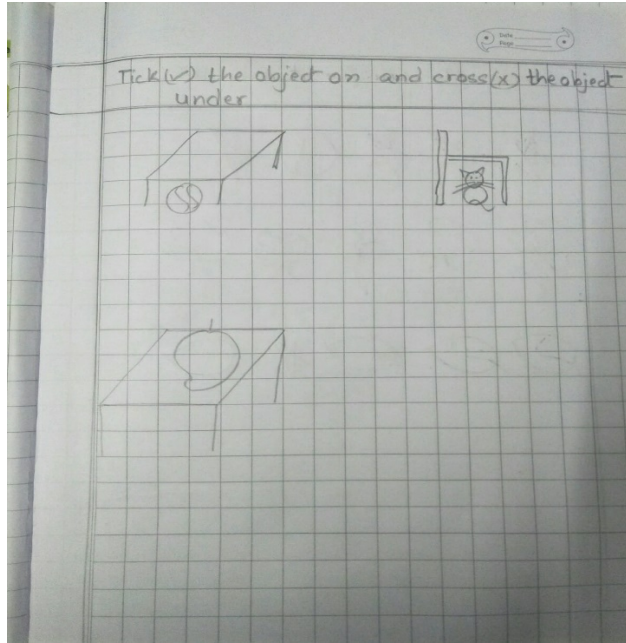
25.08.21

NOTE: - Make your child do Exercises as mentioned below :-



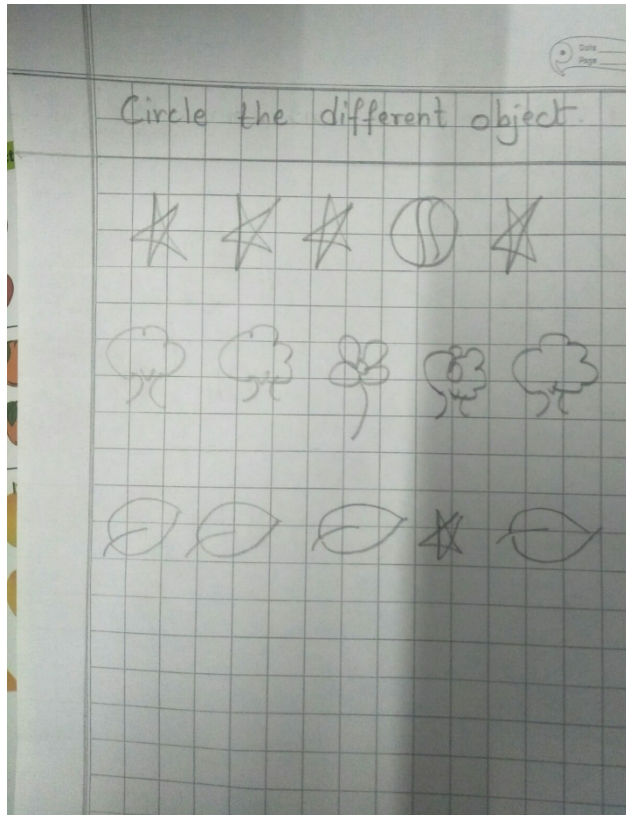
26.08.21

NOTE: - Make your child do Exercises as mentioned below :-




27.08.21

NOTE: - Make your child do Exercises as mentioned below :-




28.08.21

NOTE: - Make your child do Exercises as mentioned below :-



31.08.21

NOTE: - Make your child do Exercises as mentioned below :-



	<p>General Aw. 02.08.21-07.08.21</p>	<p>IN THE MARKET(page no 30 and 31)</p>	<p>Note:</p> <ul style="list-style-type: none"> • Students will practice the picture dictionary. • Students will practice all the questions given the chapter in full sentence. 	<p>https://youtu.be/RdXlticrWWM</p>
	<p>09.08.21-14.08.21</p>	<p>AT THE ZOO (Page no 36 and 37)</p>	<p>Note:</p> <ul style="list-style-type: none"> • Students will practice the picture dictionary. • Students will practice all the questions given the chapter in full sentence. 	<p>https://youtu.be/RoThKgIX3V4</p>
	<p>16.08.21-20.08.21</p>	<p>AT THE PARK (Page no 40 and 41)</p>	<p>Note:</p> <ul style="list-style-type: none"> • Students will practice the picture dictionary. • Students will practice all the questions given the chapter in full sentence. 	<p>https://youtu.be/9u-RirUw5sc</p>
	<p>23.08.21-28.08.21</p>	<p>PEOPLE WHO HELP US (Page no 66 and 67)</p>	<p>Note:</p> <ul style="list-style-type: none"> • Students will practice the picture dictionary. • Students will practice all the questions given the chapter in full sentence. 	<p>https://youtu.be/VScW-fHx474</p>

Rakshmi

DIRECTOR ACADEMICS