



KERALA PUBLIC SCHOOLS
ACADEMIC YEAR 2021-22
HOME ASSIGNMENT.
CLASS: UKG
Date: 15.06.21 to 15.07.21

SUBJECT	CHAPTER	ASSIGNMENT	REFERENCES
ENGLISH	Ch-3: The igloo	15.06. 21to 15.07.21 <u>Lesson 3- Read the chapter and learn spellings)Pg no.28,29,810,11,12 (read and learn)</u>	
		<u>Do all the work in your English note book</u> 1.) Draw the picture of an igloo	
		2. Word Bank (write each words 3 times by drawing 3 columns) ice, idea, outside, igloo, made, block, inside, warm, cold, very	
		3.Opposites: 1. cold x hot 2. In x out	
		4.Write True or False: 1.Ike made a hut. 2. Ike made an igloo. 3. Ice is very hot. 4. It is cold inside the igloo. 5. Igloos are made of bricks. Answer :-1.False 2.True 3.False 4.False 5.False	
		5. Fill in the blanks: 1.Ike had an _____. 2.Ice is very _____. 3.It is icy _____. 4.Igloo is made of block of____ . Answer:- 1.idea, 2.cold, 3.outside 4.ice	
		6.Answer in one word: 1.What is Ike going to make? Ans:- igloo	
		7.Write Yes / No 1. Is it warm inside an igloo? Ans:- Yes 2. Did Ike break his igloo. Ans:-No 8.Answer in a sentence Q1. What are igloos made of? Ans:-Igloos are made of ice. Q2. Is it warm inside an igloo? Ans:- Yes it is warm inside an igloo.	

Q3. Who made an igloo?

Ans:-Ike made an igloo.

9. Make Sentences

1. Ice - Ice is very cold.
2. Idea- Mina had an idea. .

10. Rhyming words

ice - dice lice mice
old- bold cold gold
id - bid hid rid
it - bit sit hit
in - pin bin fin
ip - lip tip sip
ix - mix six fix

11. Fill in the missing letter 'i' .

Repeat the words in the notebook.

b _ _ b	b _ _ n	d _ _ p	b _ _ t	f _ _ x
h _ _ d	p _ _ n	l _ _ p	h _ _ t	m _ _ x
k _ _ d	s _ _ n	s _ _ p	k _ _ t	s _ _ t
l _ _ d	t _ _ n	t _ _ p	l _ _ t	f _ _ n
w _ _ n	z _ _ p	p _ _ t	r _ _ d	h _ _ p

USE OF
THIS

Do all the work in your English Notebook

1.) Fill in the blanks with This.

A.  _____ is an apple.

B.  _____ is my toy.

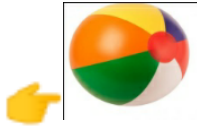
C.  _____ is an umbrella.

D.  _____ is my house.

**USE OF
THAT**

2.Fill in the blanks with That.

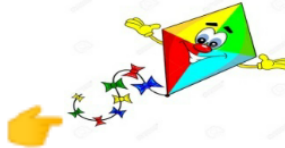
A. _____ is a ball.



B. _____ is a doll.



C. _____ is a kite.



D. _____ is a cake.



**FILL IN THE BLANKS USING THE WORDS GIVEN IN THE
BOX**

MY SCHOOL

**MY
SCHOOL**

**JAMSHEDPUR, BIG, LOVE, CLEAN, PLAYGROUND,
KERALA PUBLIC SCHOOL**

- 1.The name of my school is _____
- 2.It is in _____
- 3.There is a large _____ in my school.
- 4 It has a _____ library.
5. My school has big and _____ classrooms.
6. I _____ my school.

**Answer; 1.Kerala Public School 2. Jamshedpur,
3. playground , 4. big, 5. clean, 6.love**

MY
CLASS
ROOM

MY CLASSROOM

DUSTBIN, AIRY, CHART, BLACK-BOARD,
FIFTY, DESKS

1. My classroom is _____ and clean.
2. There are beautiful pictures and _____ in my classroom.
3. It has a _____, fans, benches and _____.
4. There is a _____ in my classroom.
5. There are _____ students in my classroom.

Answer: 1. airy, 2. chart, 3. black-board, desks ,
4. dustbin , 5. fifty

LESSON 4

OTIS THE

OX

Do all the work in your English Notebook

1.) Draw the picture of an Ox, hooves, horns and some plants in one page.

2. WordBank

(write each words 3 times by drawing 3 columns)

Old ,ox, horns, head, tail,
orange, brown, moon, fur,hooves

3. Opposites:

- a. small x big
- b. old x young
- c. over x under
- d. one x many

4.) Write True or False:

- A. Otis was a young ox.
- B. Otis had black and white fur.
- C. Otis had big hooves.
- D. Otis slept under the sun.
- E. Otis walked over the hills.

Answers:

1.False 2.False 3.True 4.False 5.True

5. Answer in one word:

Q1. What did Otis have on his head? _____

Q2. What did Otis eat ?

Q3. How many tails did Otis have?

Answers:

1.horns 2.plants 3.one

6. Fill in the blanks:

- 1. Otis was an _____ ox. (young/old)
- 2. Otis had _____ on his head. (horns/hooves)
- 3. Otis had one _____. (horn/tail)
- 4. Otis had orange and brown _____. (hair/fur)
- 5. Otis had _____ hooves. (small/big)
- 6. Otis only ate _____. (grass/plants)
- 7. Otis walked over the _____. (meadows/hills)
- 8. Otis crossed a river only _____. (twice/once)
- 9. Otis slept _____ the moon. (under/over)

Answers:

1.old 2.horns 3.tail 4.fur 5.big 6.plants

Q1.What did Otis eat?

Ans. . **Otis ate plants.**

Q2.Where did Otis walk?

Ans. **Otis walked over the hills.**

Q3.Where did Otis sleep?

Ans. **Otis slept under the moon.**

8.)MakeSentences:

a.Walk:Sam walks in the morning

b.sleep:I sleep on my bed.

c.young: Raj is a young boy.

d.moon: Moon shines at night.

Do all the work in your maths notebook.

1. Number Names

- 11 – Eleven
- 12 – Twelve
- 13 – Thirteen
- 14 – Fourteen
- 15 – Fifteen
- 16 – Sixteen
- 17 – Seventeen
- 18 – Eighteen
- 19 – Nineteen
- 20 – Twenty

2. Fill in the missing numbers

11 12 13 14 15

16 17 18 19 20

3. Circle the biggest number

12 15 19
11 16 12
19 18 20
17 14 16

4. Circle the smallest number

11 12 14
13 11 16
17 18 15
16 17 20

5. Put the sign (< , > or =)

1 < 11

7 > 4

10 = 10

17 < 20

15 > 5

19 = 19

6. What comes after

6 7

11 12

9 10

14 15

19 20

7. comes before

4 5

1 2

17 18

13 14

19 20

8. What comes in between

1 2 3



14 15 16

7 8 9

15 16 17

18 19 20

9. Count and Write



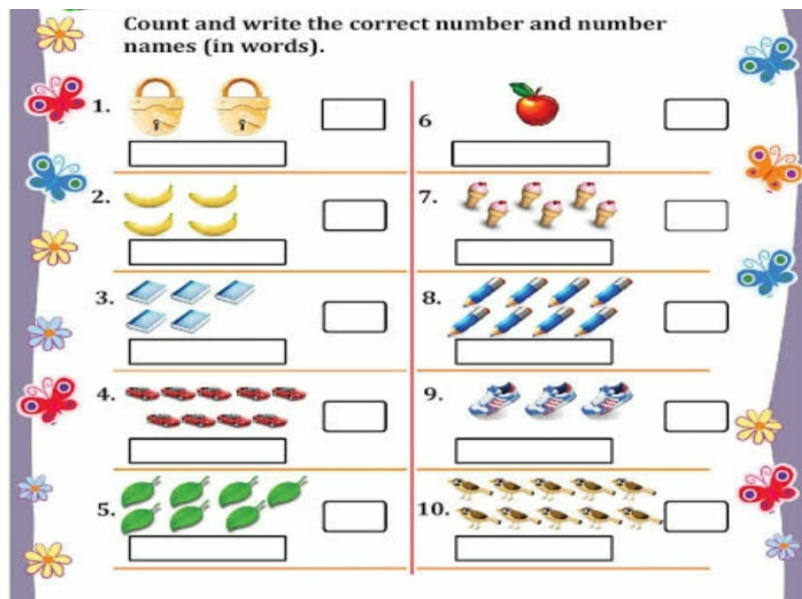
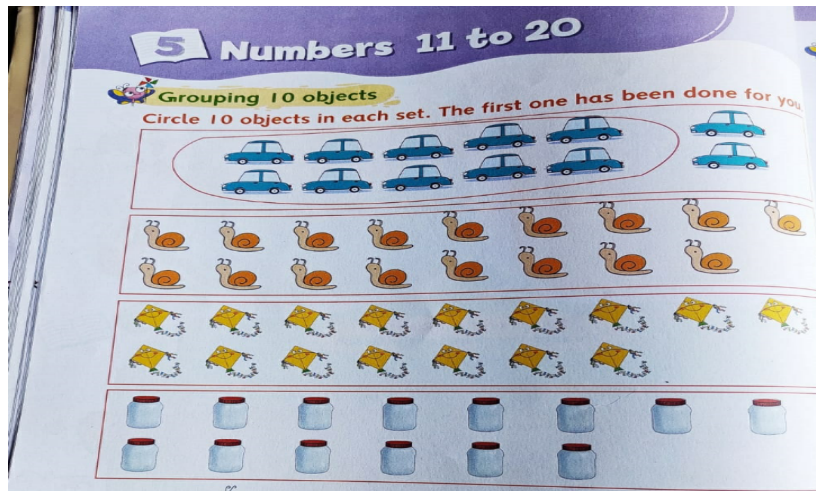
10. Write in ascending order

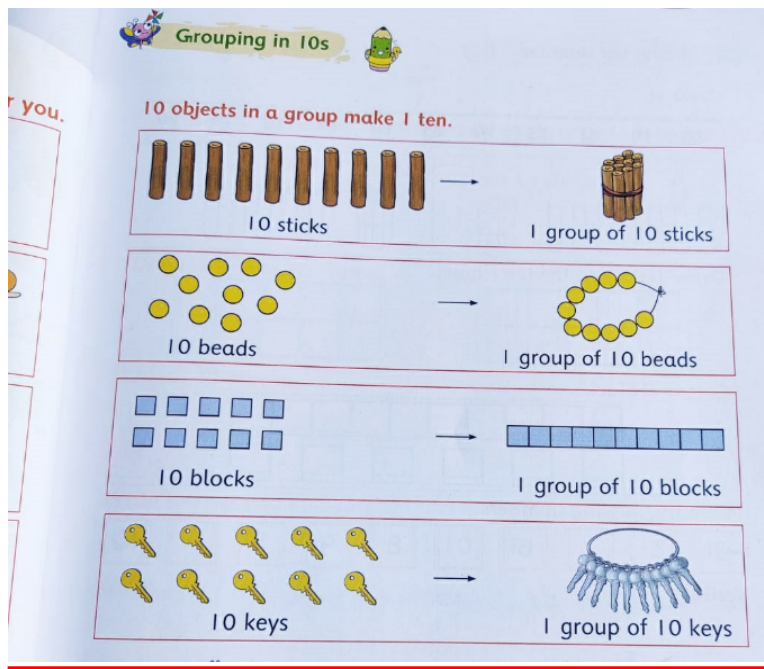
1. 11 , 1 , 12 , 10
1 , 10 , 11 , 12
2. 6 , 8 , 17 , 16
6 , 8 , 16 , 17
3. 10 , 20 , 5 , 15
5 , 10 , 15 , 20
4. 13 , 9 , 7 , 17
7 , 9 , 13 , 17

11. Write in descending order

- 2 , 12 , 11 , 3
12 , 11 , 3 , 2
- 4 , 17 , 19 , 8
19 , 17 , 8 , 4
- 8 , 18 , 4 , 14
18 , 14 , 8 , 4
- 16 , 6 , 20 , 10
20 , 16 , 10 , 6


12. Complete the work in your book





Shapes


13. Shapes



It is a square.
It has four equal sides and corners.



It is a rectangle.
It has two equal sides and corners.

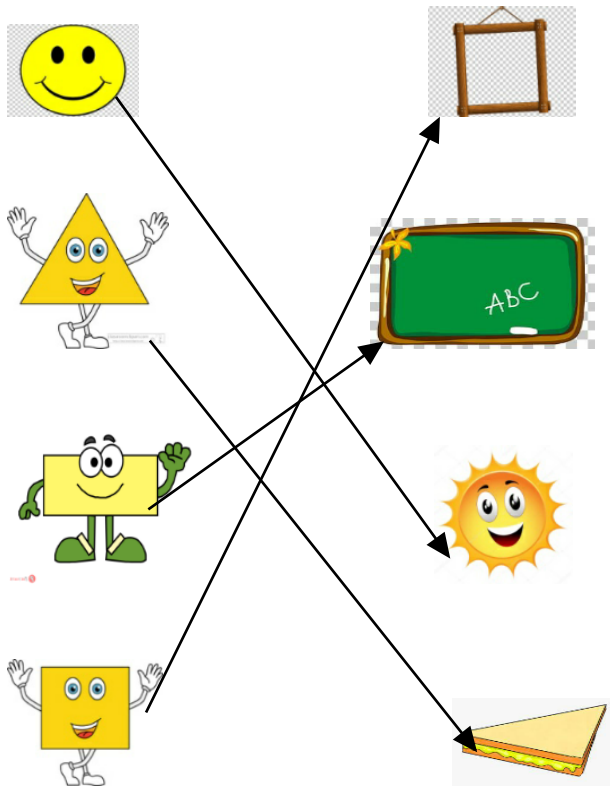


It is a triangle.
It has three equal sides and corner.







It is a circle.
It has no sides and no corners.


14. Match the following



15. Do as directed

Shape Coloring
Color in each shape according to the chart.

	= red		= green
	= blue		= yellow

SUBJECT	TOPIC & DATE	ASSIGNMENT	REFERENCE
HINDI	व ख स ठ च छ 14.6.21- 15.7.21	<p>सभी कार्यों को अपनी कार्य - पुस्तिका में करें। व ख स ठ च छ का लिखित अभ्यास अपनी कार्य - पुस्तिका में करें।</p> <p>सही अक्षरों पर घेरा लगायें -</p> <p>व - व न व ल व ख - ज ख ट ख ब स - स प स र स ठ - म ठ ग ठ क च - च फ च व च छ - ख छ स छ च</p> <p>अक्षर जोड़कर शब्द बनाएं -</p> <p>व + क = वक ख + त = खत स + च = सच ठ + ग = ठग च + ख = चख छ + त = छत व + ज + न = वजन स + फ + ल = सफल</p> <p>पहला अक्षर लिखें -</p> <p> <u>व</u></p> <p> <u>ख</u></p> <p> <u>स</u></p>	



ठ

च



छ

खाली जगह भरें -

व ज न
ख ब र
स ब
ठ न क
च म क
छ ल क
खट म ल
छम छ म

वाक्य बनायें -

वन - वन तक चल।
खत - खत पढ़।
सच - सच कह।
चल - चल घर चल।
छत - छत पर चल।

ड त भ द घ ढ का लिखित अभ्यास अपनी कार्य - पुस्तिका में करें।

सही अक्षरों पर घेरा लगायें -

ड - ड व ड ख ड
त - स त ठ त च
भ - भ छ भ न भ
द - ल द ज द ट
घ - घ ब घ प घ
ढ - र ढ म ढ ग

अक्षर जोड़कर शब्द बनाएं -

ड + र = डर

त + न = तन

भ + व = भव

द + स = दस

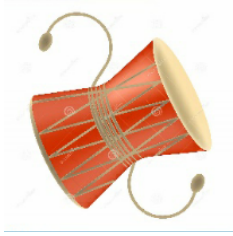
घ + र = घर

ढ + क = ढक

भ + व + न = भवन

ड + ग + र = डगर

पहला अक्षर लिखें -



ड




त

भ



द



घ

ढ



खाली जगह भरें -

त प
घ ट
ड ग र
भ ज न
दल द ल
ढम ढ म

वाक्य बनाएं -

डर - डर मत।
तन। - तन ढक।
दस - दस तक पढ़।
ढक - फल ढक कर रख।
भजन - भजन कर।

तुकबंदी शब्द लिखें -

स - नस रस दस
न - मन जन तन
ल - नल कल चल
ब - जब कब सब
र - नर कर दर
म - नम कम बम
क - तक वक पक

G. A	Chapter's 1. My Body Parts 2. My Sense Organ. 3. My School 4. My Classroom	Practice the Questions and Answers Orally.	
-------------	---	---	--