

22.07.2020

I Fill in the blanks with a / an:

___ orange ; ___ hut ; ___ igloo ; ___ boy ;
 ___ umbrella ; ___ box ; ___ eye ; ___ book ; ___
 axe
 ___ pig ; ___ owl ; ___ man ; ___ ant ; ___ jug ;
 ___ ice ; ___ urn ; ___ egg ; ___ dog ; ___ cat ;
 ___ apple ; ___ bee ; ___ elephant ; ___ frog ;
 ___ goat ; ___ hat ; ___ jet plane ; ___ ice-cream ;
 ___ king ; ___ lion ; ___ yak ; ___ bird ; ___
 zebra ; ___ ostrich ; ___ cap ; ___ swing ;
 ___ tent ; ___ mop ; ___ ring ; ___ whale ; ___
 pen ; ___ gate.

23.07.2020

I. Answer in one word:

1. Who did Anna share the apple with?

_____.

2. Who had an apple?

_____.

3. Who was happy?

_____.

4. Who was kind?

_____.

5. Who asked Anna for a bite?

_____.

24.07.2020

I. Rhyming words: (Write 3 -3 words for each)

ad ; _____ ; _____ ; _____

ag ; _____ ; _____ ; _____

an ; _____ ; _____ ; _____

ap ; _____ ; _____ ; _____

PRACTICE WORKSHEET -1 (ANSWER KEY)

I. Opposites:

20.07.2020

1. unhappy /sad 2. unkind

II. Write True or False:

- 1. True
- 2. False
- 3. False
- 4. False
- 5. False

21.07.2020

I My Family

Fill in the blanks with the words given above:-

**father ; family; mother; brother/sister;
grandfather/grandmother; toys**

1. family
2. father
3. mother
4. brother/sister (write any one)
5. toys
6. grandmother / grandfather (write any one)

22.07.2020

I Fill in the blanks with a / an:

an orange ; a hut ; an igloo ; a boy ; an umbrella ; a box ; an eye ;
a book ; an axe a pig ; an owl ;
a man ; an ant ; a jug ; an ice ; an urn ; an egg ; a dog ; a cat ;
an apple ; a bee ; an elephant ; a frog ; a goat ; a hat ; a jet plane ;
an ice-cream ; a king ; a lion ; a yak ; a bird ; a zebra ; an ostrich ; a cap ; a swing ; a tent ; a mop ; a ring ;
a whale ; a pen ; a gate.

23.07.2020

I. Answer in one word:

1. ant
2. Anna
3. ant
4. Anna
5. ant

24.07.2020

I. Rhyming words: (Write 3 -3 words for each)

ad ; mad ; sad ; bad

ag ; bag ; tag ; lag

an ; can ; man ; pan

ap ; cap ; tap ; gap

PRACTICE WORKSHEET -2

I. Fill in the blanks:

27.07.2020

1. Anna gave the ant a _____ (bird / bite)
2. The ant was very _____. (sad / happy)
3. Anna ate an _____ (plum / apple)
4. Anna is a _____ girl. (bad / kind)
5. Anna had _____ apple. (a / an)

I. Myself

Fill in the blanks :-

28.07.2020

1. My name is _____.
2. I am ___years old.
3. I study in _____.
4. I am in _____(UKG A/B/C/D)
5. I like to come to _____ every day.

I. Rhyming words: (Write 3 -3 words for each)

29-07-2020

ay ; _____ ; _____ ; _____

ab ; _____ ; _____ ; _____

at ; _____ ; _____ ; _____

aw; _____ ; _____ ; _____

I. Write Yes / No:

30.07.2020

1. Did Anna share the apple with a bee?

2. Did Anna eat an apple?

3. Did Anna eat an orange?

II. Make Sentences:

1. happy: _____

2. kind: _____

3. apple: _____

31.07.2020

I Fill in the blanks with a / an:

___ bell ; ___ house ; ___ inkpot ; ___ girl ;
___ umpire ; ___ basket ; ___ eagle ; ___ cupboard ;
___ alligator; ___ game; ___ boat ; ___ orange ;
___ sword ; ___ animal ; ___ ice-cube ;
___ box ; ___ king ; ___ rat ; ___ rabbit ; ___ mango ;
___ bag ; ___ envelope ; ___ seed ; ___ key ; ___
dolphin ; ___ nest

PRACTICE WORKSHEET -2 (ANSWER KEY)

27.07.2020

I.Fill in the blanks:

1. bite
2. happy
3. apple
4. kind
5. an

28.07.2020

I. Myself

Fill in the blanks :-

1. (Your Name)
2. 6 years
3. Kerala Public School
4. UKG (Your own section name)
5. school

I. Rhyming words: (Write 3 -3 words for each)

29.07.2020

ay ; bay ; say ; lay
ab ; cab ; tab ; lab
at ; cat ; mat ; pat
aw; paw ; law ; jaw

30.07.2020

I. Write Yes / No:

1. No
2. Yes
3. No






II. Make Sentences:



- 1 happy: Raj is very happy today.
2. kind: Mohan is a kind boy.
3. apple: The apple is kept on the table.

31.07.2020

I Fill in the blanks with a / an:

__ a bell ; __ a house ; __ an inkpot ; a girl ;
_ an _ umpire ; __ a basket ; _ an _ eagle ; __ a
cupboard ; _ an alligator ; a _ game ; __ a boat ;
_ an _ orange ; _ a _ sword ; _ an _ animal ;
_ an _ ice-cube ; a _ box ; a _ king ; a _ rat ;
_ a _ rabbit ; a _ mango ; a _ bag ; _ an _ envelope ;
_ a _ seed ; _ a _ key ; a _ dolphin ; a nest ;

SUBJECT	TOPIC	ASSIGNMENT	REFERENCE LINKS
20.7.20 21.7.20	HINDI	ष 	ष लिखने का अभ्यास अपनी उत्तर पुस्तिका [NOTE BOOK] में करें तथा ष से संबन्धित पाँच चित्रों के नाम बोलें। झ लिखने का अभ्यास अपनी उत्तर पुस्तिका [NOTE BOOK] में करें तथा झ से संबन्धित पाँच चित्रों के नाम बोलें।
22.7.20 23.7.20		झ 	य लिखने का अभ्यास अपनी उत्तर पुस्तिका में करें तथा य से संबन्धित पाँच चित्रों के नाम बोलें। ह लिखने का अभ्यास अपनी उत्तर पुस्तिका में करें तथा ह से संबन्धित पाँच चित्रों के नाम बोलें। क्ष लिखने का अभ्यास अपनी उत्तर पुस्तिका [NOTE BOOK] में करें तथा क्ष से संबन्धित पाँच चित्रों के नाम बोलें।
24.7.20		य 	त्र लिखने का अभ्यास अपनी उत्तर पुस्तिका [NOTE BOOK] में करें तथा त्र से संबन्धित पाँच चित्रों के नाम बोलें।
27.7.20 28.7.20		ह 	ज्ञ लिखने का अभ्यास अपनी उत्तर पुस्तिका [NOTE BOOK] में करें तथा ज्ञ से संबन्धित पाँच चित्रों के नाम बोलें।
29.7.20		क्ष 	

30.7.20		<p>त्र</p> 		
31.7.20		<p>ज्ञ</p> 		
GENERAL AWARENESS	<p>20.07.20 CHAPTER-14 In The Market</p> <p>27.07.20 CHAPTER -17 At The Zoo</p>	<p>Read the chapter everyday and learn the spellings</p> <p>Read the chapter everyday and learn the spellings</p>	<p>https://youtu.be/GINbzAGZC2M</p> <p>https://youtu.be/oV_idfKcCdQ</p>	

Ascending order
23.07.2020

Write in ascending order: .

- a) 5 , 8 , 9 , 1
- b) 7 , 4 , 3 , 2
- c) 2 , 3 , 6 , 4
- d) 9 , 5 , 1 , 4

<https://youtu.be/5kMz2Ln5dOM>

Descending order
24.07.2020



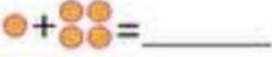

Write in descending order:

- a) 7 , 9 , 3 , 6
- b) 5 , 1 , 4 , 2
- c) 8 , 7 , 2 , 5
- d) 4 , 9 , 3 , 1

Worksheet -2

Picture addition
27.07.2020


Count the circles and add them:


Example 1. $2 + 2 = 4$ 	2. $4 + 2 = \underline{\quad}$ 
3. $1 + 4 = \underline{\quad}$ 	4. $2 + 4 = \underline{\quad}$ 

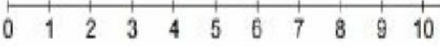
Count the shapes and add them:

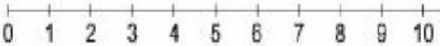


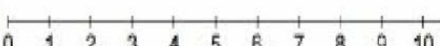
Addition Number Lines

$2 + 3 = \square$ 

$7 + 1 = \square$ 

$1 + 4 = \square$ 

$6 + 2 = \square$ 

$2 + 7 = \square$ 

Addition:

- a) $2 + 4 = \underline{\quad}$ b) $5 + 1 = \underline{\quad}$
c) $6 + 3 = \underline{\quad}$ d) $3 + 7 = \underline{\quad}$
e) $4 + 4 = \underline{\quad}$

Add:

- a) $\begin{array}{r} 4 \\ + 3 \\ \hline \\ \hline \end{array}$ b) $\begin{array}{r} 5 \\ + 4 \\ \hline \\ \hline \end{array}$
c) $\begin{array}{r} 6 \\ + 2 \\ \hline \\ \hline \end{array}$ d) $\begin{array}{r} 8 \\ + 0 \\ \hline \\ \hline \end{array}$
e) $\begin{array}{r} 9 \\ + 1 \\ \hline \\ \hline \end{array}$

Count by 2's
30.07.2020

Fill in the missing numbers. (Skip counting
of 2's)

10	12		16			22	
----	----	--	----	--	--	----	--

) -

20		24	26				34
----	--	----	----	--	--	--	----

)

14	16			22			28
----	----	--	--	----	--	--	----

)

30	32		36			42	
----	----	--	----	--	--	----	--

Count by 3's
31.07.2020

Fill in the missing numbers. (Skip counting
of 3's)

3		9		15
---	--	---	--	----

6		12		18
---	--	----	--	----

9		15		21
---	--	----	--	----

18		24		30
----	--	----	--	----

3	6			15
---	---	--	--	----

<https://youtu.be/hq8vIZB-h9A>

https://youtu.be/0_Cr3AQRF1c

Answer Key

20.07.2020

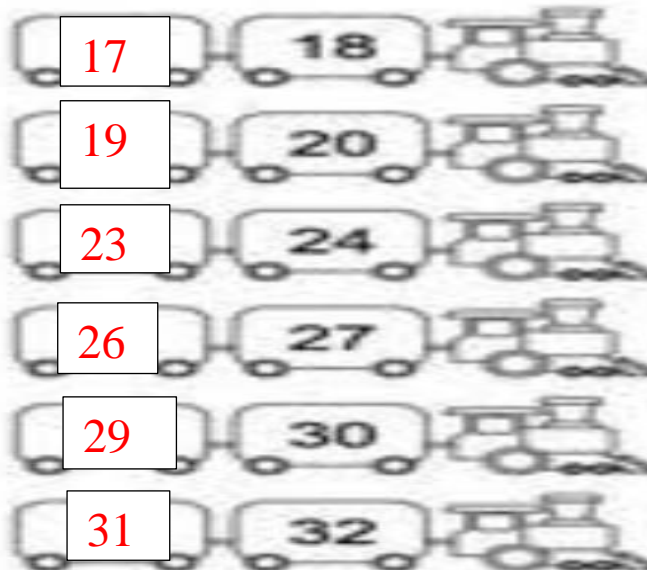
Worksheet -1

What comes after:




21.07.2020

What comes before?



22.07.2020

What comes in between:



23.07.2020

Write in ascending order: .

a) 5 , 8 , 9 , 1

b) 7 , 4 , 3 , 2

c) 2 , 3 , 6 , 4

d) 9 , 5 , 1 , 4

a) 1 , 5 , 8 , 9

b) 2 , 3 , 4 , 7

c) 2 , 3 , 4 , 6

d) 1 , 4 , 5 , 9

24.07.2020

Write in descending order:

a) 7 , 9 , 3 , 6

b) 5 , 1 , 4 , 2

c) 8 , 7 , 2 , 5

d) 4 , 9 , 3 , 1

a) 9 , 7 , 6 , 3

b) 5 , 4 , 2 , 1



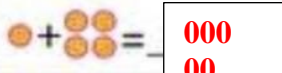
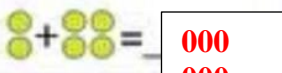
c) 8 , 7 , 5 , 2

d) 9 , 4 , 3 , 1


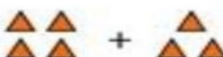


Worksheet - 2

25.07.2020

Count the circles and add them:

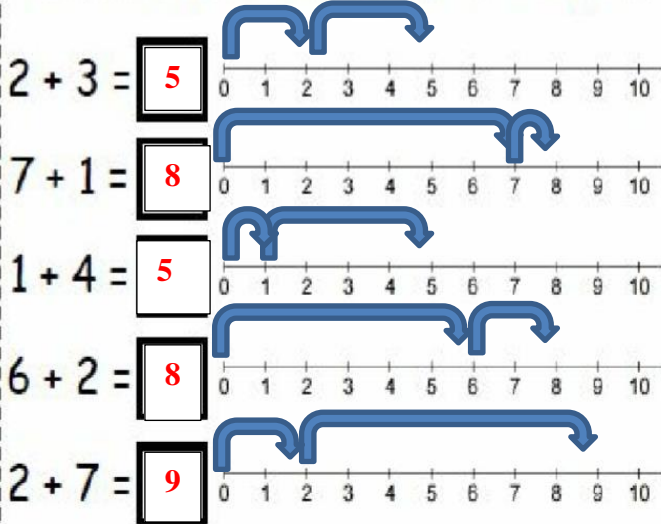
Example 1. $2 + 2 = 4$ 	2. $4 + 2 = 6$ 
3. $1 + 4 = 5$ 	4. $2 + 4 = 6$ 

Count the shapes and add them:

	$1 + 5 = 6$
	$4 + 3 = 7$
	$2 + 3 = 5$
	$3 + 1 = 4$

28.07.2020

Addition Number Lines



Addition: 29.07.2020

- a) $2 + 4 = 6$ b) $5 + 1 = 6$
- c) $6 + 3 = 9$ d) $3 + 7 = 10$
- e) $4 + 4 = 8$

Add:

- a) $\begin{array}{r} 4 \\ + 3 \\ \hline 7 \end{array}$ b) $\begin{array}{r} 5 \\ + 4 \\ \hline 9 \end{array}$
- c) $\begin{array}{r} 6 \\ + 2 \\ \hline 8 \end{array}$ d) $\begin{array}{r} 8 \\ + 0 \\ \hline 8 \end{array}$
- e) $\begin{array}{r} 9 \\ + 1 \\ \hline 10 \end{array}$

30.07.2020

Fill in the missing numbers. (Skip counting of 2's)

10	12	14	16	18	20	22	24
----	----	----	----	----	----	----	----

20	22	24	26	28	30	32	34
----	----	----	----	----	----	----	----

14	16	18	20	22	24	26	28
----	----	----	----	----	----	----	----

30	32	34	36	38	40	42	44
----	----	----	----	----	----	----	----

31.07.2020

Fill in the missing numbers. (Skip counting of 3's)

3	6	9	12	15
---	---	---	----	----

6	9	12	15	18
---	---	----	----	----

9	12	15	18	21
---	----	----	----	----

18	21	24	27	30
----	----	----	----	----

3	6	9	12	15
---	---	---	----	----

Rakshmi

DIRECTOR ACADEMICS