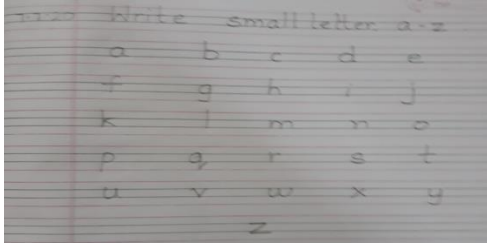





DATES	SUBJECT	TOPIC	ASSIGNMENT	REFERENCE
06.07.20	ENGLISH	Phonic book (pg no-4) Exercises to be done in the Textbook. The child has to write in the correct formation .	Let us Learn (pg no -4) 1. Fill in the blanks (a-z). Encourage neat work.	Please refer to the videos uploaded in the youtube https://youtu.be/w3tttE1XDb0
07.07.20		Small Letters (a-z) Note Book	Note: Students will practice writing the alphabets in a four line notebook. Write small letters (a-z) in your notebook. Learn to write the letters in one full page independently as shown in the picture below. Encourage neat work. 	https://youtu.be/w3tttE1XDb0
08.07.20		My alphabet Book (Small letters) (pg no -12 , 13)	My alphabet Book (pg no -12 , 13) Trace and write the letters in a correct formation.	
09.07.20		Note book:- Sight words (at, an ad ,am)	Note: Students will practice writing the alphabets in a four line notebook. Write each 2 letter words in English note book. (3 times) as shown in the picture below. 	
<u>10.07.20</u>		Phonic book (pg no-6 -13) Exercises to be done in the Textbook.	Phonic book:- (6-13) Pg 6- connect the dots in alphabetical order. Pg 7- Tick the pictures that start with the letter b,c,d,f. Pg 8 :- - Tick the pictures that start	

CLASS : LKG


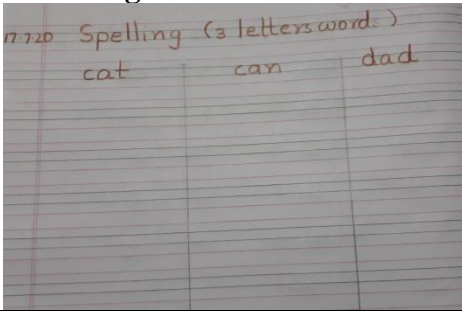


DATE : 06.7.20-17.07.20

		<p>The child has to complete the exercise in the text book.</p>	<p>with the letter g,h,j,k Pg 9- Tick the pictures that start with the letter l,m,n,p. Pg 10- Tick the pictures that start with the letter q,r,s,t. Pg 11- Tick the pictures that start with the letter v,w,x,y. Pg 12,13- Tick the pictures that start with the letter z,a,e,i,o.u (Colour the apple),</p>	
--	--	---	--	--

<p>13.07.20</p>	<p>English</p>	<p>Phonic Fun pg-14</p>	<p>Phonic Fun pg-14 (Look at the picture and write the first letter.</p> 	
<p>14.07.20</p>		<p>Note Book work:-</p>	<p>Note: Students will practice writing the alphabet in a four line notebook. Write in the Note book:- Look at the picture given below and write the first letter .</p> 	






CLASS : LKG

DATE : 06.7.20-17.07.20

15.07.20		Note Book work:-	<p>Note: Students will practice writing the alphabet in a four line notebook. Complete the line :-</p> 	
16.07.20		My alphabet Book (Small letters) (pg no -16)	<p>My alphabet Book (pg no -16) Trace and write the words in a correct formation.</p>	
17.07.20		Note Book work:-	<p>Note: Students will practice writing the alphabets in a four line notebook. Learn to write the letters in one full page independently as shown in the picture below. Encourage neat work.</p> 	
06.07.20	Maths	Note Book work:- Make your child do these exercises in the square ruled notebook.	<p>Note: Students will practice writing the numbers in square notebook. Write the number from 1-10 (3 times in one page as given below)</p> 	Please refer to the videos uploaded in the youtube
07.07.20		My number Book (Pg 64,65) 11	<p>My number Book pg -64 ,65 Trace and write</p> 	


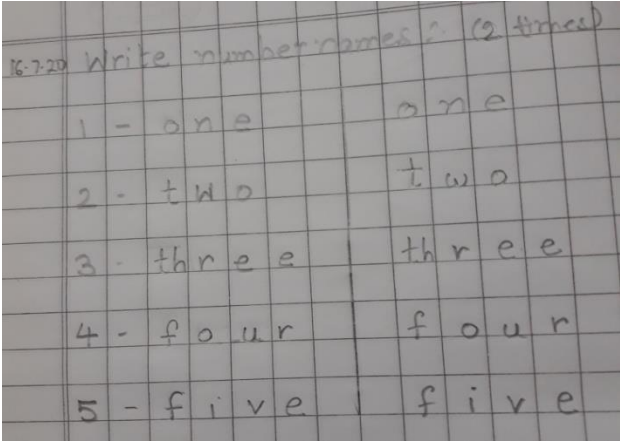

CLASS : LKG

DATE : 06.7.20-17.07.20

08.07.20		My number Book (pg 66,67) 12	My number Book pg -66,67 Trace and write 	
09.07.20		My number Book (Pg 68,69) 13	My number Book pg -66,67 Trace and write 	
10.07.20		My number Book (Pg 70,71) 14	My number Book pg -66,67 Trace and write 	
13.07.20		My number Book (Pg 72,73) 15	My number Book pg -66,67 Trace and write 	
14.07.20		Note Book:- Write number 1-15	Note: Students will practice writing the numbers in square notebook . Write number 1-15 (2 times in one page as given below) 	

CLASS : LKG

DATE : 06.7.20-17.07.20

<p>15.07.20</p>		<p>My number Book (Pg 60) Learn and write Number names in book.</p>	<p>My number Book (Pg 60) Learn and write Number names :-</p> 	
<p>16.07.20</p>		<p>Note Book :- Write number names in note book (2 times)</p>	<p>Note: Students will practice writing the numbers in square notebook. Write number names in note book (2 times)</p> 	
<p>17.07.20</p>		<p>My Number Book:- Pg- 62 Match number names.</p>	<p>My Number Book:- (Pg- 62) Match number names:- pg-62</p> 	



06.07.20	General Awareness (G A)	My First world Book Season :- Rainy season :- (pg-21,55) .Note : Students will practice answering the following in full sentences.	Rainy season :- (pg-21) Do in the book . Fill in the rainbow with its colours . Rainy season :- (pg-21,55) Note : Students will practice answering the following in full sentences. <u>Question and answer:-</u> 1.When does rainy season start in India? Ans. Rainy season starts from June till September. 2.What do we wear in rainy season ? Ans. We wear Raincoat ,umbrella and gumboots. 3.Which fruits are available in the rainy season? Ans. Jamun, plum, cherries and litchis in rainy season. 4.What do we see after Rain in the sky ? Ans We see Rainbow in the sky after rain. 5.How many colours are there in the rainbow ? Ans. There are seven colours in the rainbow.	Please refer to the youtube videos that will be uploaded.
13.07.20	General Awareness (G A)	My First world Book : Wild animals :- (pg-28,29) Note : Students will practice answering the following in full sentences.	Wild animals :- (pg-28,29) Note : Students will practice answering the following in full sentences. <u>Question and answer:-</u> 1. Name 5 wild animals? Ans. Lion, Tiger ,deer, Fox, Elephant. 2.Where do wild animals live ? Ans. Wild animals live in the jungle . 2. What do wild animals eat? Ans. Wild animals eat flesh of other animals /meat. 3. Who is the king of the jungle ? Ans. Lion is the king of the jungle. 4. Are wild animal dangerous ? Ans . Yes, wild animals are dangerous.	

Rakshmi