

KERALA PUBLIC SCHOOLS
ACADEMIC YEAR 2020-21
HOME ASSIGNMENT WITH WEB LINK



CLASS : UKG

DATE : 15.06.2020 – 26.06.2020

SUBJECT	CHAPTERS	ASSIGNMENT	REFERENCES
ENGLISH	<p>Ch-5: The Ugly Umbrella 15.06.20</p> <p>16.06.20</p> <p>17.06.20</p> <p>18.06.20</p> <p>19.06.20</p>	<p style="text-align: center;"><u>Do all the work in your English Notebook</u></p> <p>1.) Draw the picture of an umbrella, stick the pictures of a unicorn, unicycle, uniform and an umpire.</p> <p>2.) Word Bank (write the spelling of each word 3 times by drawing 3 columns and learn them) ugly; umbrella; unicorn; unicycle; umpire; uniform; under; use; used; brother; just; even; instead; pictures.</p> <p>3.) Opposites: (Pg no.55)</p> <p>1. many x few 2. ugly x beautiful 3. love x hate 4. found x lost 5. under x over</p> <p>4.) Write True or False: (Pg no.56)</p> <p>1. Uma had a pretty umbrella. _____ 2. The umbrella had no pictures. _____ 3. Uma did not want to use her umbrella. _____ 4. Ulf did not use the umbrella. _____ 5. Umbrella had a bus on it. _____</p> <p>Answers: 1. False 2.False 3.True 4.False 5.False</p> <p>5.) Fill in the blanks: (Pg no. 56)</p> <p>1. Uma had _____ umbrella. (the /an / a) 2. Uma did not want to _____ it. (eat / make / use) 3. The umbrella had too _____ pictures. (many / few/one) 4. Ulf _____ the umbrella. (loved/ used / hated)</p> <p>Answers: 1. an 2.use 3.many 4.loved</p> <p>6.) Answer Yes /No: (Pg no.57)</p> <p>1. Did Uma like her umbrella? _____(Yes /No) 2. Did Ulf use the umbrella? _____(Yes /No)</p> <p>Answers: 1. No 2. Yes</p> <p>7.) Tick the correct answer (Pg no.57)</p> <p>1. Which of these is NOT on the umbrella? (umpire / apple / unicorn / unicycle)</p> <p>Answer: 1.apple</p>	<p><u>Copy and paste the links given</u></p>

22.06.20

8.) Make Sentences: (Pg no. 57)

1. brother: _____.
2. like: _____.
3. bus: _____.
4. umbrella: _____.

Answers:

- 1 brother: I love my brother.
2. like: I like to eat an ice cream .
3. bus: I go to school by bus.
4. umbrella : Mira has a colourful umbrella.

23.06.20

9.) Fill in the missing letter 'u'. (Pg no. 58)

(Repeat the words in the note book)

c ___ b h ___ b p ___ b r ___ b

b ___ d c ___ d m ___ d

b ___ n f ___ n g ___ n s ___ n

b ___ t c ___ t g ___ t h ___ t

b ___ g d ___ g h ___ g r ___ g

j ___ g b ___ s c ___ p p ___ p

<https://youtu.be/AgR9g7mHZrA>

24.06.20

10.) Rhyming words: (Pg no. 58)

(Repeat the rhyming words in the note book)

- ub cub tub

-ud bud mud

-un _____ _____ _____

-ut _____ _____ _____

-ug _____ _____ _____

-up _____ _____ _____

Answers:

-un bun fun sun

-ut cut hut nut

-ug mug jug rug

-up pup cup yup


<https://youtu.be/AgR9g7mHZrA>

25.06.20

11.Fill in the blanks with in, on , under:



The cat is _____ the chair.



The eggs are _____ the basket.



The book is _____ the table.



The ball is _____ the box.



The lamp is _____ the table.



The boy is sitting _____ the tree.

Answers:

The cat is **on** the chair.

The eggs are **in** the basket.

The book is **under** the table.

The ball is **in** the box.

The lamp is **on** the table.

The boy is sitting **under** the tree.

12. LEARN AND WRITE THE COMPOSITION IN YOUR NOTEBOOK : (pg.81)

MY FRIEND

26.06.20

The name of my friend is _____.

He /She is my classmate.

He/ She shares his /her toys with me.

He/ She is kind to animals.

He/ She helps me in my studies.

He / She plays with me every evening.

HINDI

15/6/2020



ड लिखने का अभ्यास अपने कापी में करें तथा ड से संबंधित पाँच चित्रों के नाम बोलें।

16/6/2020



त लिखने का अभ्यास कापी में करें तथा त से संबंधित पाँच चित्रों के नाम बोलें।

17/6/2020



भ लिखने का अभ्यास कापी में करें तथा भ से संबंधित पाँच चित्रों के नाम बोलें।

18/6/2020



shutterstock.com • 576223627

द लिखने का अभ्यास अपने कापी में करें तथा द से संबंधित पाँच चित्रों के नाम बोलें।



19/6/2020

घ लिखने का अभ्यास कापी में करें तथा घ से संबंधित पाँच चित्रों के नाम बोलें।

22/6/2020



ढ लिखने का अभ्यास कापी में करें तथा ढ से संबंधित पाँच चित्रों के नाम बोलें।

<https://youtu.be/Vzm7fMX64jE>

23/6/2020

अक्षर को जोड़कर लिखें :-

र + स = रस
ख + त = खत
व + न = वन
घ + र = घर
ढ + क = ढक
द + स = दस

ड, त, थ, द, घ, ढ बोल बोलकर कापी में लिखें।

24/6/2020

सही अक्षर पर गोल करें :-

ड - त भ ड ड
त _ ड त द त
भ _ ढ भ द भ
द _ ड द त द
घ _ घ भ ढ घ

<https://youtu.be/qJ4CcliOjnM>

25/6/2020

वाक्य लिखें :-

घर चल ।
तन ढक ।
जग भर ।
फल चख ।
खत पढ़ ।
डर मत ।

चित्रों को पहचानें एवं उसके पहले अक्षर लिखें :-

26/6/2020



ड



त



भ



द



घ



ढ

<https://youtu.be/GbRNSRo2xw8>

MATHS

**Unit 7 :
ADDING IS
FUN**

15.06.2020

Please do all the work in your maths notebook:

QI. Adding the story way:

(a) There are 3 blue kites in the sky and 5 red kites. How many kites are there altogether?

$$3 + 5 =$$

(b) There are 4 monkeys on a tree branch 2 more joined them. How many are there altogether?

$$4 + 2 =$$

QII. Picture Addition:

(a) $\square\square\square + \square\square = \square\square$

$$3 + 2 = \underline{\hspace{2cm}}$$

(b) $\square\square + \square = \square\square\square$

$$2 + 1 = \underline{\hspace{2cm}}$$

(c) $\square\square + \square\square = \square\square\square\square$

$$2 + 2 = \underline{\hspace{2cm}}$$

(d) $\square + \square\square\square = \square\square\square\square$

$$1 + 3 = \underline{\hspace{2cm}}$$

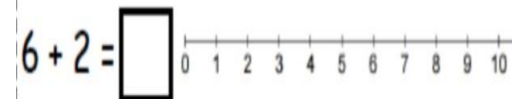
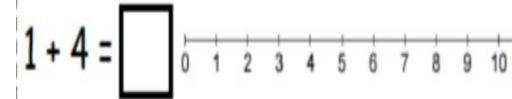
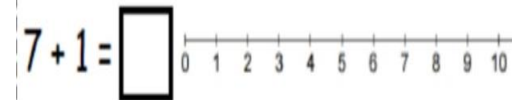
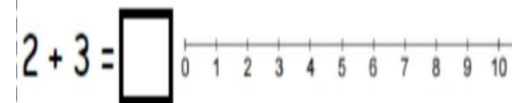
16.06.2020

<https://youtu.be/s790Ui4Nog0>

<https://youtu.be/R-YigZg-qQE>

17.06.2020

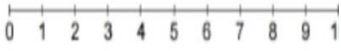
Q III. Adding on the number line:




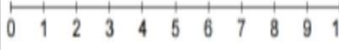
<https://youtu.be/tp9n4kMTuQo>

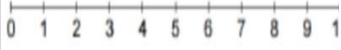
18.06.2020

Q IV. Adding on the number line:

$$2 + 7 = \square$$


$$3 + 6 = \square$$


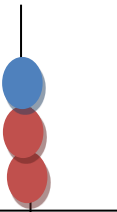
$$1 + 1 = \square$$


$$5 + 4 = \square$$


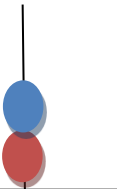
19.06.2020

Q.V Adding on the abacus:

a.


$$\begin{array}{r} 1 \\ + 2 \\ \hline \square \end{array}$$

b.


$$\begin{array}{r} 1 \\ + 1 \\ \hline \square \end{array}$$

22.06.2020

Q VI .Add the following:

<https://youtu.be/8RgoO9-L9I>

$$\begin{array}{r} 2 \\ + 3 \\ \hline \end{array} \quad \begin{array}{r} 1 \\ + 4 \\ \hline \end{array} \quad -$$

$$\begin{array}{r} 1 \\ + 3 \\ \hline \end{array} \quad \begin{array}{r} 2 \\ + 2 \\ \hline \end{array} \quad -$$

$$\begin{array}{r} 5 \\ + 0 \\ \hline \end{array} \quad \begin{array}{r} 2 \\ + 1 \\ \hline \end{array} \quad -$$

23.06.2020

Q.VII Add the following:

<https://youtu.be/MSd6BTtL700>

$$4 + 5 = \underline{\hspace{2cm}}$$

$$5 + 3 = \underline{\hspace{2cm}}$$

$$6 + 2 = \underline{\hspace{2cm}}$$

$$7 + 3 = \underline{\hspace{2cm}}$$

$$8 + 2 = \underline{\hspace{2cm}}$$

24.06.2020

Q VIII. Add the following:

$$\begin{array}{r} 7 \\ + 1 \\ \hline \end{array}$$

$$\begin{array}{r} 1 \\ + 3 \\ \hline \end{array}$$

$$\begin{array}{r} 3 \\ + 2 \\ \hline \end{array}$$

$$\begin{array}{r} 6 \\ + 2 \\ \hline \end{array}$$

$$\begin{array}{r} 4 \\ + 4 \\ \hline \end{array}$$

$$\begin{array}{r} 4 \\ + 6 \\ \hline \end{array}$$

25.06.2020

Q IX. Add the following:

$$2 + 3 = \underline{\quad}$$

$$1 + 2 = \underline{\quad}$$

$$3 + 1 = \underline{\quad}$$

$$1 + 1 = \underline{\quad}$$

ANSWERS:

Q I. a.8 b.6

QII. a.5 b.3 c.4 d.4

QIII.a.5 b.8 c.5 d.8

QIV. a.9 b.9 c.2 d.9


QV. a.3 b.2

QVI.a.5b.5 c.4 d.4 e.5 f.3

QVII. a.9 b.8c.8 d.10 e.10

QVIII.a.8 b. 4 c.5 d.8 e.8 f.10

QIX. a.5 b.3 c.4 d.2 e.5

**DIRECTOR ACADEMICS**