

**KERALA PUBLIC SCHOOLS**

**HOME ASSIGNMENT (15<sup>th</sup> June to 7<sup>th</sup> July 2020)**



| CLASS | SUBJECT     | TOPIC / CHAPTER   | MODULE / ASSIGNMENT   | REFERENCE LINKS   |
|-------|-------------|---|---|---|
| I     | ENG<br>LANG | <b>THIS<br/>and<br/>THAT</b><br><br><b>15 / 06 / 2020</b> | <p>A. Fill in the blanks using this or that.</p> <ol style="list-style-type: none"> <li>1. <u>This</u> is a pan.</li> <li>2. <u>That</u> is a lady bird on the branch of the tree.</li> <li>3. <u>This</u> is a swan.</li> <li>4. <u>That</u> is a teddy bear on the cupboard.</li> <li>5. <u>This</u> is a deer.</li> <li>6. <u>That</u> is an orange shirt on the cloth line.</li> <li>7. <u>This</u> is a camel.</li> <li>8. <u>That</u> is a boat sailing far away.</li> </ol> <p>B. Fill in the blanks with “This is” or “That is”</p> <ol style="list-style-type: none"> <li>1. Sanya’ Good Morning Sameera, <u>this is</u> Danish’</li> <li>2. Teacher: ‘Ravi and Dinesh, <u>this is</u> Rahul.’</li> <li>3. Mother: ‘Baby, <u>that is</u> the moon.’</li> </ol> <p>C. Answer these questions starting with “This is” or “That is”</p> <ol style="list-style-type: none"> <li>1. What is this in the postman’s hand?<br/>Ans:- This is a letter.</li> <li>2. What is this in the girl’s hand?<br/>Ans: This is a ball.</li> <li>3. What is the girl pointing to?<br/>Ans: That is a bird.</li> <li>4. Who are the boys pointing to?<br/>Ans: That is a teacher.</li> <li>5. What is the boy holding?<br/>Ans: This is a pencil.</li> </ol> | <a href="https://youtu.be/nKk5B8ilyEo">https://youtu.be/nKk5B8ilyEo</a> |

**These Are and Those are**

**17 / 06 / 2020**

A. Fill in the blanks using these or those.

1. What has the teacher written on the board?

- a. Those are hats.
- b. These are erasers.
- c. Those are fans.

2. What has Mother kept on the table?

- a. These are potatoes.
- b. Those are fruits.
- c. These are cups.

B. Look at these pictures and answer the questions.

1. What are these?

Ans. These are candles.

2. What are those?

Ans. Those are grapes.

3. What are these?

Ans. These are jars.

4. What are those?

Ans. Those are puppies.

5. What are these?

Ans. These are lemons.

6. What are these?

Ans. These are buses.

7. What are those?

Ans. Those are potatoes.

8. What are those?

Ans. Those are beds.

[https://youtu.be/TkpSsdQCaK  
Y](https://youtu.be/TkpSsdQCaKY)

|  |  |   |   |   |
|--|--|---|---|---|
|  |  | <p><b>19 / 06 / 2020</b></p>  | <p>9. What are these?<br/>Ans. These are cows.</p> <p>C. Look at these pictures. Now, write two sentences using these are or those are.</p> <p>1. What are the things-near the woman? far from the woman?<br/>Ans. These are potatoes, onions.<br/>Those are dishes and cups.</p> <p>2. What can you see-near the boy? far from the boy?<br/>Ans. These are fishes.<br/>Those are trees.</p> <p>3. What are the things-near the girl? far from the girl?<br/>Ans. These are boys, flowers.<br/>Those are kites.</p> |   |
|  |  | <p><b>Ch – 16 :</b><br/><b>on, in, under and over</b><br/><b>22 / 06 / 2020</b></p> | <p><b>A. Look at the pictures and fill in the blanks using on, in, under or over.</b><br/><b>(Page No.- 89- To be done in the book)</b></p> <p>1. The girl is <u>on</u> the chair.</p> <p>2. The baby is <u>in</u> the cradle.</p> <p>3. The bird flew <u>over</u> the branch.</p> <p>4. The cup is <u>on</u> the saucer.</p> <p>5. The monkey is <u>under</u> the table.</p> <p>6. The books are <u>on</u> the table.</p> <p>7. The books are <u>in</u> the bag.</p>   | <p><a href="https://youtu.be/m7v3yxXPPiM">https://youtu.be/m7v3yxXPPiM</a></p> <p><a href="https://youtu.be/ncMR3gHcmf4">https://youtu.be/ncMR3gHcmf4</a></p> <p><a href="https://youtu.be/w7oWuofeA6U">https://youtu.be/w7oWuofeA6U</a></p> <p><a href="https://youtu.be/g4FsmGRBFL4">https://youtu.be/g4FsmGRBFL4</a></p> |

8. The man is sleeping under the tree.

9. The girl held the umbrella over her hand.

A. Choose the correct word.(Page Nos.- 90&91- To be done in the book)

1. The bottle is kept on the table.

a. on  b. in  c. over  d. under

2. We are playing in the park

a. on  b. in  c. over  d. under

3. We put butter on the toast.

a. on  b. in  c. over  d. under

4. Birds lay eggs in the nest.

a. on  b. in  c. over  d. under

5. Lay the blanket on him.

a. on  b. in  c. over  d. under

6. The baby is sitting on the carpet.

a. on  b. in  c. over  d. under

7. The cup is in my hands.

a. on  b. in  c. over  d. under

8. The children climbed on the fence.

a. on  b. in  c. over  d. under

9. The boy is hiding under the bed.

a. on  b. in  c. over  d. under

10. The river is flowing under the bridge.

a. on  b. in  c. over  d. under

**B. Match the columns (Page No.- 91- To be done in the book).**

| Column A                   | Answers | Column B            |
|----------------------------|---------|---------------------|
| 1. The plane flew          | b       | a. under a tree.    |
| 2. The old man is resting  | a       | b. over the houses. |
| 3. The fruits are          | d       | c. in the cupboard. |
| 4. Birds are sitting       | f       | d. in the basket.   |
| 5. I kept my lunch box     | g       | e. on my finger.    |
| 6. She kept her note books | c       | f. on the tree.     |
| 7. I wear a ring           | e       | g. in the bag.      |

24/06/2020

**C. Look at the pictures and answer these questions.  
(Page No.- 92- To be done in the note book).**

1. Where are the fruits?

**Ans-** The fruits are on the table.

2. Where are the vegetables?

**Ans-** The vegetables are in the basket.

3. Where are the books?

**Ans-** The books are in the cupboard.

26/06/2020

4. Where is the dog sleeping?

Ans- The dog is sleeping under the tree.

5. Where is the umbrella?

Ans- The umbrella is over the head.

**D. Correct these sentences.  
(Page No.- 92 To be done in the note book).**

1. I keep my marbles over a bag.

Ans- I keep my marbles in a bag.

2. Nancy is under the bedroom.

Ans- Nancy is in the bedroom.

3. The castle is in the hills.

Ans- The castle is on the hills.

4. The dustbin is on the sink.

Ans- The dustbin is in the sink.

5. The library is in the fourth floor.

Ans- The library is on the fourth floor.

6. I placed the vase over the table.

Ans- I placed the vase on the table.

7. The fan is under the head.



Ans- The fan is over the head.

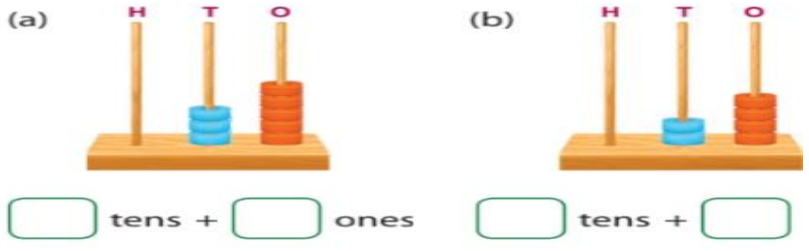
|  |                       |  |  |  |
|--|-----------------------|--|--|--|
|  |                       |  | <p>8. Keep your bag <u>in</u> the chair.<br/> <b>Ans-</b> Keep your bag <u>on</u> the chair.</p> <p>9. My aunt lives <u>on</u> New York.<br/> <b>Ans-</b> My aunt lives <u>in</u> New York.</p> <p>10. The cat hid <u>on</u> the table.<br/> <b>Ans-</b> The cat hid <u>under</u> the table.</p> <p>11. Keep the lunch box <u>in</u> the table.<br/> <b>Ans-</b> Keep the lunch box <u>on</u> the table.</p> <p>12. Four of us slept <u>over</u> the bed.<br/> <b>Ans-</b> Four of us slept <u>on</u> the bed.</p>                     |  |
|  | <p><b>ENG LIT</b></p> | <p><b>16/6/2020</b></p> <p><b>The Moon in a Bowl</b></p> <p><b>18/6/2020</b></p> | <p><b><u>Word Bank:-</u></b><br/> eating,dinner, crying, Grandmother, outside, twinkling, shining, brightly, hears, laughs, finish, wonders, kitchen, bowl, children, grass, touch, inside, sweet, smile.</p> <p><b><u>Meanings:-</u></b><br/> dinner - meal eaten in the evening<br/> little - small<br/> twinkling - to shine with a light that seems to go on and off<br/> shining - to reflect light<br/> finish - complete<br/> starts - begins<br/> wonders - thinks<br/> kitchen - a room where food is prepared and cooked</p> |  |

|  |           |   |  |
|--|-----------|---|--|
|  | 23.6.2020 | <p>bowl - a deep round dish used for holding the food or liquid</p> <p><b><u>Antonyms:-</u></b></p> <p>little x big<br/> outside x inside<br/> up x down<br/> night x day<br/> brightly x dull<br/> happy x sad<br/> finish x start<br/> comes x goes</p>   |  |
|  |           | <p><b><u>Answer the following questions:</u></b>      25.6.2020</p> <p>1) <b>Who is Ajay?</b><br/> Ans: Ajay is Vani's elder brother</p> <p>2) <b>Who was crying?</b><br/> Ans: Vani was crying.</p> <p>3) <b>Why was Vani crying?</b><br/> Ans: Vani was crying because she did not want to eat her food.</p> <p>4) <b>What did the Grandmother do?</b><br/> Ans: Grandmother took Vani outside the house.</p> <p>5) <b>What did Vani see outside?</b><br/> Ans: Vani saw the night sky where the stars were twinkling and the moon was shining brightly.</p> <p>6) <b>What did she ask from her Grandmother?</b><br/> Ans: She asked her Grandmother to get the moon for her.</p> <p>7) <b>What did Grandmother reply?</b><br/> Ans: Grandmother agreed to get the moon for Vani only if she would finish her dinner.</p> <p>8) <b>What did Grandmother get from the kitchen?</b><br/> Ans: Grandmother got a big bowl of water from the kitchen.</p> |  |



|  |            |  |  |
|--|------------|--|--|
|  |            | <p>9) <b>What did she do with the bowl?</b><br/> Ans: She kept the big bowl of water on the grass.</p> <p>10) <b>What does Vani see in the bowl?</b><br/> Ans: Vani saw the image of moon in the bowl.</p>   |  |
|  | 30.06.2020 | <p><b><u>Reference to context:</u></b></p> <p><b>I} Grandmother says, “I will get the moon for you But you have to finish your dinner first.”</b></p> <p>a) Who said these lines to whom?<br/> Ans: Grandmother said these lines to Vani.</p> <p>b) Who was not having his dinner?<br/> Ans: Vani was not having his dinner.</p> <p>c) Who wanted the moon?<br/> Ans: Vani wanted the moon.</p> <p>d) What did Vani see in the night sky?<br/> Ans: Vani saw stars twinkling and the moon shining brightly in the night sky.</p> <p><b>II}” She is very happy.”</b></p> <p>a) Who is “She” in the above line?<br/> Ans: Vani is referred to as she in the above line.</p> <p>b) Why was she happy?<br/> Ans: She was happy because she could see the moon in the bowl of water</p> |  |
|  | 2.7.2020   | <p><b><u>Make sentences:</u></b></p> <p>a) dinner-<br/> b) outside-<br/> c) brightly-<br/> d) wonder<br/> e) bowl-</p>   |  |

|                     |                                     |  |  |
|---------------------|-------------------------------------|--|--|
| <p><b>MATHS</b></p> | <p><b>CH:7 NUMBERS 21 to 99</b></p> | <p><b>Do the following exercises in the textbook itself.</b></p> <p><b>Numbers from 21 to 29 pg no – 134</b></p> <p>15/6/20  21 = <input type="text" value="2"/> tens + <input type="text" value="1"/> one <input type="text" value="twenty-one"/></p> <p> 22 = <input type="text" value="2"/> tens + <input type="text" value="2"/> ones <input type="text" value="twenty-two"/></p> <p><b>Numbers from 30 to 39 pg no – 135</b></p> <p><b>Numbers from 40 to 49 pg no – 136</b></p> <p><b>Numbers from 50 to 59 pg.no.137</b></p> <p><b>Numbers from 60 to 69 pg no.138</b></p> <p><b>Numbers from 70 to 79 pg no. 139</b></p> <p>16/6/20 <b>Numbers from 80 to 89 pg.no 140</b></p> <p><b>Numbers from 90 to 99pg. No.141</b></p> <p>17/6/20 <b>Counting in Tens pg.no. 142</b></p> <p><b>Count and Write pg.no.142</b></p> <p><b>Write numbers in the blank boxes. Pg.no.142</b></p> <p>18/6/20 <b>Q.Write the number names for the following numerals:( to be done in the notebook)</b></p> <p>19/6/20 a) 56- _____ b) 79- _____</p> <p>c)81- _____ d)98- _____</p> <p>e)37- _____ f)45- _____</p> <p><b>Counting on Abacus pg.no. 143</b></p> <p><b>Q.no.4 .Count the beads on the abacus and fill in the boxes . pg. no. 144</b></p> <p>20/6/20</p> | <p><a href="https://youtu.be/Pobv8bZAObs">https://youtu.be/Pobv8bZAObs</a></p> |
|---------------------|-------------------------------------|--|--|



<https://youtu.be/-cSKcFJnRac>

<https://youtu.be/eENg3BzDL-U>

22/6/20

**Comparing Numbers pg.no. 144**

**Q.No.5. Write more or less in the boxes.pg.no.144**

**Q.No.6.Put the correct sign >,<or = in the boxes pg.no. 145 (to be done in the notebook)**

- a) 49    57    b) 63    60    c) 17    71  
 d) 72    43    e) 87    87    f) 56    65

23/6/20

**Q.No. 7. Write True or False : pg.no.145 (To be done in the notebook)**

- a) 62 is less than 23         
 b) 54 is more than 34         
 c) 28 > 26         
 d) 39 < 29

24/6/20

**Q.NO. 8. Circle the bigger number with red and the smaller number with green colour:-**

- a) 49      29                      b) 7      37                      c) 40      18  
 d) 59      95                      e) 35      25                      f) 98      89

25/6/20

**Q.No .9 Circle the smaller number with red and biggest number with**

|  |         |  |  |  |
|--|---------|--|--|--|
|  |         |  | <p><b>green colour:-</b></p> <p>a) 45 37 21</p> <p>b) 34 65 88</p> <p>c) 19 25 60</p> <p>d) 62 66 61</p> <p><b>Q.No . 10 Colour the box with the correct answer: pg. no. 146</b></p> <p><b>Q.No .11 Write the number that comes before , after or in between :-</b></p> <p>a) ___49                      b) 79 ___ c) 68 ___70</p> <p>d) 54 ___ e) ___ 80 f) 89 ___ 91</p> <p><b>Q.No .12 Fill in the boxes:- pg no – 146</b></p> <p><b>Backward counting</b></p> <p><b>Find the missing numbers:- pg no –147</b></p> <p><b>Q.No .14 Arrange the numbers in increasing order:-</b></p> <p>a) 19, 15 ,28,31Ans : ____, ____, ____, ____</p> <p>b) 22,45,10, 56                      Ans: ____, ____, ____, ____</p> <p>c) 73,87,62 ,81                      Ans: ____, ____, ____, ____</p> <p><b>Q.No 15 Arrange the numbers in decreasing order:-</b></p> <p>a) 20 23 32 19Ans : ____, ____, ____, ____</p> <p>b) 42 , 54, 37, 68Ans: ____, ____, ____, ____</p> <p>c) 81 , 79 ,82, 61Ans: ____, ____, ____, ____</p> <p><b>Q.No . 16 Write true or false ;-pg no 148</b></p> | <p><a href="https://youtu.be/jWBglsSb63w">https://youtu.be/jWBglsSb63w</a></p> |
|  | 26/6/20 |  |  |  |
|  | 27/6/20 |  |  |  |
|  | 29/6/20 |  |  |  |
|  | 30/6/20 |  |  |  |
|  | 1/7/20  |  |  |  |
|  | 2/7/20  |  |  |  |
|  | 3/7/20  |  |  |  |

4/7/20

**Mental Sums**

a)  $35 + 0 = \underline{\quad}$       b)  $21 + 30 = \underline{\quad}$

c) 10 more than 30 is  $\underline{\quad}$

d) 10 less than 80 is  $\underline{\quad}$

e) What comes before 99?

f) What comes after 49?

g)  $45 - 0 = \underline{\quad}$       h) Smallest 2-digit number is  $\underline{\quad}$

i) Largest 2- digit number is  $\underline{\quad}$

**ANSWER KEY**

NUMBERS 21 to 99

15/6/20

**Numbers from 21 to 29 pg.no.134**

c) 2tens + 3ones = twenty-three      d) 2tens + 4ones = twenty four

e) 2tens + 5ones = twenty-five      f) 2 tens + 6ones = twenty-six

g) 2tens + 7ones = twenty-seven      h) 2tens + 8ones = twenty-eight

**Numbers from 30 to 39 pg.no.135**

d) 3tens + 3ones = thirty-three      e) 3tens + 4ones = thirty-four

f) 3tens + 5ones = thirty-five      g) 3tens + 6ones = thirty-six

h) 3tens + 7ones = thirty-seven      i) 3tens + 8ones = thirty-eight

j) 3tens + 9ones = thirty-nine

**Numbers from 40 to 49 pg.no.136**

d) 4tens + 3ones = forty-three      e) 4tens + 4ones = forty-four

f) 4tens + 5ones = forty-five      g) 4tens + 6ones = forty-six

17/6/20

18/6/20

h)  $4\text{tens} + 7\text{ones} = \text{forty-seven}$       i)  $4\text{tens} + 8\text{ones} = \text{forty-eight}$   
j)  $4\text{tens} + 9\text{ones} = \text{forty-nine}$

**Numbers from 50 to 59 pg.no.137**

d)  $5\text{tens} + 3\text{ones} = \text{fifty-three}$       e)  $5\text{tens} + 4\text{ones} = \text{fifty-four}$   
f)  $5\text{tens} + 5\text{ones} = \text{fifty-five}$       g)  $5\text{tens} + 6\text{ones} = \text{fifty-six}$   
h)  $5\text{tens} + 7\text{ones} = \text{fifty-seven}$       i)  $5\text{tens} + 8\text{ones} = \text{fifty-eight}$   
j)  $5\text{tens} + 9\text{ones} = \text{fifty-nine}$

19/6/20

**Numbers from 60 to 69 pg.no.138**

d)  $6\text{tens} + 3\text{ones} = \text{sixty-three}$       e)  $6\text{tens} + 4\text{ones} = \text{sixty-four}$   
f)  $6\text{tens} + 5\text{ones} = \text{sixty-five}$       g)  $6\text{tens} + 6\text{ones} = \text{sixty-six}$   
h)  $6\text{tens} + 7\text{ones} = \text{sixty-seven}$       i)  $6\text{tens} + 8\text{ones} = \text{sixty-eight}$   
j)  $6\text{tens} + 9\text{ones} = \text{sixty-nine}$

**Numbers from 70 to 79 pg.no.139**

d)  $7\text{tens} + 3\text{ones} = \text{seventy-three}$       e)  $7\text{tens} + 4\text{ones} = \text{seventy-four}$   
f)  $7\text{tens} + 5\text{ones} = \text{seventy-five}$       g)  $7\text{tens} + 6\text{ones} = \text{seventy-six}$   
h)  $7\text{tens} + 7\text{ones} = \text{seventy-seven}$       i)  $7\text{tens} + 8\text{ones} = \text{seventy-eight}$   
j)  $7\text{tens} + 9\text{ones} = \text{seventy-nine}$

**Numbers from 80 to 89 pg.no.140**

)  $8\text{tens} + 3\text{ones} = \text{eighty-three}$       e)  $8\text{tens} + 4\text{ones} = \text{eighty-four}$   
f)  $8\text{tens} + 5\text{ones} = \text{eighty-five}$       g)  $8\text{tens} + 6\text{ones} = \text{eighty-six}$   
h)  $8\text{tens} + 7\text{ones} = \text{eighty-seven}$       i)  $8\text{tens} + 8\text{ones} = \text{eighty-eight}$   
j)  $8\text{tens} + 9\text{ones} = \text{eighty-nine}$

**Numbers from 90 to 99 pg.no.141**

- d)  $9\text{tens}+3\text{ones}=\text{ninety-three}$       e)  $9\text{tens}+4\text{ones}=\text{ninety-four}$   
f)  $9\text{tens}+5\text{ones}=\text{ninety-five}$       g)  $9\text{tens}+6\text{ones}=\text{ninety-six}$   
h)  $9\text{tens}+7\text{ones}=\text{ninety-seven}$       i)  $9\text{tens}+8\text{ones}=\text{ninety-eight}$   
j)  $9\text{tens}+9\text{ones}=\text{ninety-nine}$

**Counting in Tens pg.no.142**

- 1.Count and write.** c) 3tens or thirty      d) 4tens or forty  
e) 5tens or fifty      f) 6 tens or sixty      g) 7tens or seventy  
h) 8 tens or eighty      i) 9tens or ninety

**2) Write numbers in the blank boxes.pg.no.142**

- b) 3 tens + 1 one = 31      c) 4tens+0ones=40  
d) 5 tens+2ones =52      e) 6tens+5ones=65

**Counting on Abacus pg.no. 144**

- a)  $3\text{tens}+5\text{ones}$       b)  $2\text{tens}+4\text{ones}$       c)  $9\text{tens}+6\text{ones}$

**Q. Write the number names for the following numerals:**

- a) fifty-six      b)seventy-nine      c) eighty-one  
d)ninety-eight e)thirty-seven      f) forty-five

**Qno.5. Write more or less in the boxespg.no.144**

- b) more c) more      d)less      e)less      f)more

22/6/20

23/6/20

24/6/20

**Q.NO.6.Put the correct sign >,<or = in the boxes.**

- a)  $< b) > c) < d) > e) = f) <$

**Q.No.7.Write True or False:**

- a) false b) true c>true d) false

|  |  |                |  |  |
|--|--|----------------|--|--|
|  |  | <p>25/6/20</p> | <p><b>Q.No.8.Circle the bigger number with red and the smaller number with green colour:</b></p> <p>a) 4929                      b) 7 37                      c) 4018</p> <p>d) 5995                      e) 3525                      f) 9889</p> <p><b>Q.No. 9. Circle the Smaller number with red and biggest number with green colour:-</b></p> <p>a) 45   37   21</p> |  |
|  |  | 26/6/20        | <p>b) 34   65   88</p> <p>c) 1925   60</p>   |  |
|  |  | 27/6/20        | <p>d) 62   66   61</p> <p><b>Q.No.10 Colour the box with the correct answer pg.no.146</b></p> <p>a)30 b) 47 c) 91 d)56</p>   |  |
|  |  | 29/6/20        | <p><b>Q.No.11. Write the number that comes before ,after or in between.</b></p>  |  |
|  |  | 30/6/20        | <p>a) 48 b) 80 c)69 d) 55 e) 79 f) 90</p> <p><b>Q.No.12. Fill in the boxes pg.no.146</b></p> <p>a) 41,43,44,46 b) 19,21,23, 24, 25 c) 94, 96,97,99 d) 69, 72, 73, 75,</p> <p><b>Find the missing number pg.no. 147</b></p>   |  |
|  |  | 1/7/20         | <p>a) 89, 88, 86, 85, 84. b) 81, 79, 78, 77, 76 c) 64, 62, 60, 59, 58, 57</p>  |  |
|  |  | 2/7/20         | <p>d) 52, 50, 49, 48, 47,</p> <p><b>Q.No.14. Arrange the numbers in increasing order:-</b></p>   |  |
|  |  | 3/7/20         | <p>a) 15, 19, 28,31 b) 10,22,45, 56 c) 62, 73, 81, 87</p> <p><b>Q.No.15. Arrange the numbers in decreasing order:-</b></p>   |  |
|  |  | 4/7/20         | <p>a) 32,23,20,19 b) 68, 54,42,37 c) 82, 81, 79,61</p>   |  |



|  |            |   |   |   |
|--|------------|---|---|---|
|  |            |   | <p><b>Q.No.16. Write true or false –pg.no.148</b></p> <p>b) false c)true d) true</p> <p>Mental Sums:a) 35 b) 51 c) 40 d) 70 e)98 f) 50 g) 45 h) 10 i) 99</p>  |   |
|  | <b>EVS</b> | <p><b>WE NEED SHELTER</b></p> <p>15.6.20</p> <p>16.6.20</p> | <p><b>CH.WE NEED SHELTER</b></p> <p><b>WORD BANK</b></p> <p>1.shelter                      8.bricks</p> <p>2.kutchha                      9.concrete</p> <p>3.pucca                         10.house</p> <p>4.bungalow</p> <p>5.straw</p> <p>6.bamboo</p> <p>7.cement</p>   | <a href="https://youtu.be/n2Ur0v8eTfU">https://youtu.be/n2Ur0v8eTfU</a> |
|  |            | <p>17.6.20</p> <p>18.6.20</p>                               | <p><b><u>WRITE TRUE OR FALSE.</u></b></p> <p>1. Roads provide us shelter.- False</p> <p>2. There are two types of houses.- True</p> <p>3 .Pucca houses are mostly found in villages.- False</p> <p>4. Kutchha house is made of wood, straw, mud, bamboo and dry leaves-. True</p> <p>5. A good house is neat and clean.-True</p>  |   |
|  |            | <p>19.6.20</p> <p>22.6.20</p>                               | <p><b><u>FILL IN THE BLANKS.</u></b></p> <p>1.A house protect us from <u>heat</u> and <u>rain</u>.</p> <p>2. Kutchha houses are also called <u>huts</u>.</p> <p>3. Hot places have houses with <u>flat</u> roofs.</p> <p>4. The two types of roofs are <u>flat</u> and <u>sloping</u> roofs.</p> <p>5. A good house is <u>neat</u> and <u>clean</u>.</p>                                      |   |
|  |            | <p>23.6.20</p> <p>24.6.20</p>                               | <p><b><u>CHOOSE THE CORRECT ANSWER</u></b></p> <p>1. A hut is a <b><u>kutchha/pucca</u></b> house.</p> <p>2. Pucca house is made of <b><u>straw/bricks</u></b>.</p> <p>3. A bungalow is a <b><u>small/big</u></b> house.</p> <p>4. A house must have lots of <b><u>plants/bricks</u></b> around it.</p> <p>5. Places with heavy rains and snowfall have <b><u>flat/sloping</u></b> roofs.</p> |   |

|  |  |  |  |
|--|--|--|--|
|  | <p><b>25.6.20</b><br/><b>26.6.20</b></p> | <p><b><u>MATCH THE FOLLOWING</u></b></p> <p>1.Good house      a. hut<br/> 2.Kutchha house    b. bricks<br/>    and cement<br/> 3.Pucca house      c. neat<br/>    and clean<br/> 4.Hot places        d. pucca<br/>    house<br/> 5.Bungalow        e. flat roofs</p> <p>Answers:<br/> 1.c    2.a    3.b    4.e    5.d</p>  |  |
|  | <p><b>29.6.20</b><br/><b>30.6.20</b></p> | <p><b><u>ANSWER THE FOLLOWING</u></b></p> <p>Q1.What is a house?<br/> Ans. A house is the place where we live with our family.<br/> Q2.Why do we need shelter?<br/> Ans. We need shelter to protect us from heat, cold, rain, wild animals and storm.<br/> Q3.Name the two types of houses?<br/> Ans .The two types of houses are pucca houses and kutchha houses.<br/> Q4.What is kutchha house made up of?<br/> Ans. A kutchha house is made up of wood, straw, bamboo, mud and dry leaves.</p>  |  |
|  | <p><b>01.7.20</b><br/><b>02.7.20</b></p> | <p><b><u>ANSWER THE FOLLOWING</u></b></p> <p>Q1.What is pucca house made up of?<br/> Ans. A pucca house is made up of bricks, cement, iron, concrete and wood.<br/> Q2.Name the two types of roofs?<br/> Ans. The two types of roofs are flat roofs and sloping roofs.<br/> Q3.Why the places with heavy rain have houses with sloping roofs?<br/> Ans. The places with heavy rain have houses with sloping roofs because this helps the rain water to slide down the roofs.<br/> Q4.What is a good house?<br/> Ans. A house that is neat and clean is a good house.</p> |  |

|  |              |                |   |                                       |
|--|--------------|----------------|---|---------------------------------------|
|  |              | <b>03.7.20</b> | <p><b>1. Draw:</b></p> <p>i. a picture of kutcha house.</p> <p>ii. a house found in a place with heavy rains and snowfall.</p> <p>[Refer to the pictures given in the text book]</p>  |                                       |
|  | <b>HINDI</b> |                | <p><b>15.06.2020</b></p> <p>(1)कठिन शब्द( एक शब्द को तीन - तीन बारलिखें । )<br/> वृक्ष , ऋषि , अमृत , सृजन , कृषि , आकृति , मृदुल , ऋचा , घृणा , ऋतु</p> <p><b>16.06.2020</b></p> <p>(2)तोड़कर लिखें :-<br/> तृतीय , तृण , कृषक , आकृति , अमृत</p> <p><b>17.06.2020</b></p> <p>(3)सही शब्द पर गोला लगाएं :-<br/> तृण - तीरं , तरन , तृण<br/> कृषक - करिशक , कृषक , कृषाय ,<br/> आकृति - आकरीति , आकर्ती , आकृति<br/> मृदुल - मृदुल , मुदुल , मदलू<br/> पृथक - परतक , परतीक , पृथक</p> <p><b>18.06.2020</b></p> <p>(4)कोष्ठक में दिए गए शब्दोंसे खाली जगह को भरें :-<br/> (ऋतु , वृक्ष , कृषक , मृग , कृपा )<br/> बरसात की .....आई ।<br/> ..... पर हरियाली छा गई।<br/> .....हल चला रहा है।<br/> .....भाग गया।<br/> भगवान की.....हुई ।</p> <p><b>19.06.2020</b></p> <p>(5)वाक्य बनाएँ :-<br/> वृक्ष कृपा ऋतु घृणा मृग</p> | <p>ऋ की मात्रा</p> <p>ए की मात्रा</p> |

**22.06.2020**

(6) कठिन शब्द । ( एक शब्द को तीन - तीन बार लिखें । )  
बेलन , एकतारा , ठेला , करेला , जलेबी , पेड़ा , चेहरा , रेलगाड़ी ,  
मेहमान , मेहनत ।

**23.06.2020**

(7) तोड़कर लिखें :-  
खेत , केला , सहेली , सेवा , सेहरी ।

**24.06.2020**

(8) दिए गए शब्दों में ए की मात्रा लगाकर शब्दों को शुद्ध करें ।  
सवरा , चहरा , नता , जलबी , महनत , अकली , पड़ , रलगाड़ी , बल  
, तल ।

**25.06.2020**

(9) कोष्ठक में दिए गए शब्दों से खाली जगह भरें:-  
(सवेरा, मेहमान, सहेली, मेला, करेला),..  
... .. के साथ पाठशाला चल।  
सूरज निकला, ..... हुआ ।  
सब के साथ ..... घूमने चल।  
कड़वा ..... खाना चाहिए।  
..... का आदर करना चाहिए।

**26.06.2020**

(10) वाक्य बनाएँ :-  
एकतारा , बेसन , रेलगाड़ी , जलेबी , मेहनत

**ANSWER :-----**

(2) त+ृ+ती+य , त+ृ+ण , क+ृ+ष+क , आ+क+ृ+ति ,  
अ+म+ृ+त।

(3) i - ग , ii - ख , iii - ग , iv - क , v - ग

|  |  |  |  |  |
|--|--|--|--|--|
|  |  |  | <p>(4) i- ऋतु , ii- वृक्ष , iii - कृषक , iv - मृग , v - कृपा</p> <p>(5) क -वृक्ष मत काट  ,ख-भगवान की कृपा हुई  , ग - गरमी की ऋतु आई। ,घ - घृणा मत कर । ड. - मृग भाग गया।</p> <p>(7) ख+े +त ,क +े +ला , स+ह+े+ली , स+े+वा , स+े+ह+री।</p> <p>(8) सवेरा , चेहरा , नेता , जलेबी , मेहनत अकेली , पेड़ , रेलगाड़ी , बेल , तेल ,</p> <p>(9) i -सहेली , ii - सवेरा, iii - मेला , iv - करेला , v - मेहमान</p> <p>(10) एकतारा बजा । बेसन की बरफी बना। रेलगाड़ी आ गई ।जलेबी खा। मेहनत से काम कर।</p> |  |
|--|--|--|--|--|

Rakshmi

**DIRECTOR ACADEMICS**