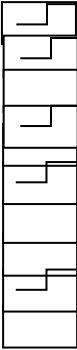




KERALA PUBLIC SCHOOLS

HOME ASSIGNMENT (1st June to 12th June 2020)



CLASS	SUBJECT	TOPIC / CHAPTER	MODULE / ASSIGNMENT	REFERENCE LINKS				
I	ENG LANG	<p>1.6.2020 Ch-1: Naming words</p> <p>Ch-2: One and Many</p>	<p>1. Match the picture with the naming words- (pg-2)—(Do it in the book)</p> <p>2. One and many- count the number of objects and write down the numbers in the blanks - (pg-9)-(Do it in the book)</p> <p>Read these words. Put a tick in front of the words that mean</p> <p>(pg-11)—(Do it in the book)</p> <table style="width: 100%; border: none;"> <tr> <td style="width: 50%; vertical-align: top;"> <p>1. roses</p> <p>2. girls</p> <p>3. star</p> <p>4. bags</p> <p>5. eraser</p> <p>6. kites</p> <p>7. fan</p> <p>8. hat</p> <p>9. rivers</p> <p>10. hotel</p> </td> <td style="width: 50%; vertical-align: middle; text-align: center;">  </td> </tr> </table> <p>1. Name these pictures. Use words from the box: (pg-12) ---(Do it in the book)</p> <table style="width: 100%; border: none;"> <tr> <td style="width: 50%;"> <p>six mangoes</p> <p>four mugs</p> <p>seven flowers</p> <p>six cars</p> <p>seven bananas</p> </td> <td style="width: 50%;"> <p>three watches</p> <p>three trees</p> <p>three brushes</p> <p>two rats</p> <p>four dogs</p> </td> </tr> </table>	<p>1. roses</p> <p>2. girls</p> <p>3. star</p> <p>4. bags</p> <p>5. eraser</p> <p>6. kites</p> <p>7. fan</p> <p>8. hat</p> <p>9. rivers</p> <p>10. hotel</p>		<p>six mangoes</p> <p>four mugs</p> <p>seven flowers</p> <p>six cars</p> <p>seven bananas</p>	<p>three watches</p> <p>three trees</p> <p>three brushes</p> <p>two rats</p> <p>four dogs</p>	<p>https://youtu.be/m_QkDFf-Hu8</p> <p>https://youtu.be/RdhatL4cqbq</p>
<p>1. roses</p> <p>2. girls</p> <p>3. star</p> <p>4. bags</p> <p>5. eraser</p> <p>6. kites</p> <p>7. fan</p> <p>8. hat</p> <p>9. rivers</p> <p>10. hotel</p>								
<p>six mangoes</p> <p>four mugs</p> <p>seven flowers</p> <p>six cars</p> <p>seven bananas</p>	<p>three watches</p> <p>three trees</p> <p>three brushes</p> <p>two rats</p> <p>four dogs</p>							
		<p>2.6.2020 Ch-13: This/That</p>	<p>A. Look at these pictures. Fill in the blanks using This is or That is: (pg-76) ---(Do it in the book)</p> <p>1. Sanya:”Good morning Sameera, This is Danish.”</p> <p>2. Teacher:”Ravi and Dinesh, This is Rahul.</p> <p>3. Mother:”Baby,That is the moon.”</p>					

		<p>Ch-7: a/an</p>	<p>Write a or an before the naming words. Put a cross[X] where a or an is not required: (pg-43) ---(Do it in the book)</p> <ol style="list-style-type: none"> 1. an orange 2. X boxes 3. a clock 4. an iron 5. a nose 6. a mango 7. X six cups 8. X toys 9. an inkpot 10. an aunt <p>B. Fill in the blanks using a or an. Put a cross[X] where a or an is not required: (pg-43) ---(Do it in the book)</p> <ol style="list-style-type: none"> 1. Ram is a good boy. 2. My father met an old friend. 3. I have X ten toys. 4. Do you have a pen? 5. This is a book. 6. This is a new book. 7. That is an old book. 8. I have X many books. 9. Father bought an ice cream for me. 10. I love X ice creams. 	
		<p>03-06-2020</p> <p>Ch 12: Polite Words</p>	<p>The assignments given below have to be done in the English language book and notebook.</p> <p>Pg- 67(To be done in the notebook) Fill in the blanks with polite words from the box.</p> <div style="border: 1px solid black; padding: 5px; width: fit-content;"> <p>Sorry please thank you</p> </div> <p>1. We say '<u>sorry</u>' when we hurt someone by mistake.</p>	<p>https://youtu.be/eeJEVtIvSwo</p>

			<p>2. We say '<u>please</u>' when we want to borrow something from someone.</p> <p>3. We say '<u>sorry</u>' when we step on someone's foot by mistake.</p> <p>4. We say '<u>thank you</u>' when someone gives us something.</p> <p>5. Neera wants a pencil from Suraj. She should say '<u>please</u>'.</p> <p>6. Suraj has an extra pencil and he gives it to Neera. Neera should say '<u>thank you</u>' .</p> <p>7. Rina's elbow hits Raja by mistake. She should say '<u>sorry</u>' .</p> <p>8. Pooja has brought some candies. She gives some to Neetu. Neetu should say '<u>thank you</u>' .</p> <p>9. My teacher is distributing notebooks in the class. She gives my notebook to me. I should say '<u>thank you</u>' .</p> <p>10. Sona has lost her eraser. She needs one now. She asks Sue for an eraser. Sona should say '<u>please</u>' .</p>	
	<p>4.6.2020</p>	<p>Pg-68, 69 Look at these pictures. Each picture is a situation. Read and fill in the blanks. (To be done in the book itself) Ans1. excuse me, thank you, welcome Ans 2. sorry Ans 3. excuse me, please, sorry, thank you, you are welcome</p> <p>Pg-70,71 A. Read about each of these situations. Answer the questions. (To be done in the book itself) Ans 1. excuse me Ans 2. please Ans 3. thank you</p>		
	<p>5.6.2020</p>	<p>Pg-72,73(To be done in the notebook) B. Write the suitable polite words against each situation. Use words from the box.</p> <div data-bbox="781 1295 1384 1412" style="border: 1px solid black; padding: 5px;"> <p>please thank you sorry you are welcome excuse me excuse me, please</p> </div>	<p>1. You wish to borrow a pen. – <u>please</u></p> <p>2. You want to leave the room and the passage is blocked</p>	

			<p>by someone. – <u>excuse me</u></p> <p>3. You want to interrupt someone and say something. - <u>excuse me</u></p> <p>4. Your friend gives you some toffees. - <u>thank you</u></p> <p>5. Someone thanks you for something. – <u>you are welcome</u></p> <p>6. You drop your bag on someone by mistake. – <u>sorry</u></p> <p>7. While dining you want the table salt. – <u>please</u></p> <p>8. You didn't understand something and want the teacher to repeat what she said. – <u>excuse me,</u> <u>please</u></p> <p>9. Your friend gives you his/her class notes.-<u>thank you</u></p> <p>10.At the dining table, you burp. – <u>excuse me</u></p> <p>Pg-72 C. Find these polite words in the grid. (To be done in the book itself.)</p>	
	<p>8.6.2020 Ch-4 Describing Words</p>		<p>A. Fill in the blanks with describing words from the box. (pg 23.) (Do it in the book)</p> <ol style="list-style-type: none"> 1) a <u>tall</u> boy 2) a <u>old</u> woman 3) a <u>fat</u> girl 4) the <u>blue</u> sky 5) a <u>wooden</u> boat 6) a <u>small</u> chair 7) a <u>woollen</u> sweater 8) a <u>broken</u> table 9) a <u>big</u> park 10) a <u>green</u> tree <p>B. Encircle the describing words :(pg 23.B) (Do it in the book)</p> <ol style="list-style-type: none"> 1. These are <u>tiny</u> chicks . 2. I have a <u>pink</u> eraser. 3. She is wearing a <u>green</u> frock. 4. The dog has a <u>curly</u> tail. 5. She is a <u>thin</u> girl. 6. My grandmother tells me <u>funny</u> stories . 7. It is a <u>hot</u> summer. 	

8. These are sweet mangoes.
9. My mother made me tasty pasta.
10. Piyu has a long hair.

**A. Fill in the blanks with words from the box.(pg 24)
(Do it in the book)**

- 1) Once upon a time , there lived a brave king.
- 2) He lived in a big palace .
- 3) He married a beautiful princess.
- 4) She gave birth to a smart boy.
- 5) The young prince grew up fast.
- 6) He wanted to marry a pretty princess.
- 7) One stormy night, a little girl came to the palace.
- 8) The queen gave her a feather mattress to sleep on.
- 9) The girl had a sleepless night .
- 10) It was a hard bed , so she could not sleep.
- 11) The queen knew she was a real princess.

10.6.2020

**Match these describing words with their opposites:
(pg 26) (do it in book and note book)**

<u>Describing word</u>	<u>Opposite</u>
------------------------	-----------------

- | | |
|-----------|-----------|
| 1. cheap | e) costly |
| 2. in | h) out |
| 3. open | b) close |
| 4. wide | j) narrow |
| 5. cool | c) warm |
| 6. weak | a) strong |
| 7. sell | i) buy |
| 8. first | g) last |
| 9. black | f) white |
| 10. right | d) wrong |

A. Write the opposites of the words in the bracket to complete these sentences:(Do it in the book)(pg 27)

1. The Qutub Minar is a tall (short) building.
2. He is carrying a heavy (light) bag.
3. Keep out of bad (good) company.
4. I can't wear a dirty (clean) shirt to school .
5. Tanima's father is a rich (poor) man.

			<p>6. Rishi always comes <u>first</u> (last)in his class. 7. An elephant is a <u>big</u> (small) animal. 8. Ira is a <u>beautiful</u> (ugly) woman. 9. Her bag is full of <u>ripe</u> (raw) mangoes. 10. She is cutting fruits with a <u>sharp</u> (blunt) knife.</p>																					
	12.6.20		<p>B. Here are some describing words. Write down the missing letters to make opposites: (Do it in the book and notebook)(pg 27)</p> <table border="0"> <tr> <td style="text-align: center;"><u>Down</u></td> <td style="text-align: center;"><u>Across</u></td> </tr> <tr> <td>1. new OLD</td> <td>1. off ON</td> </tr> <tr> <td>2. stop START</td> <td>2. tall SHORT</td> </tr> <tr> <td>3. left RIGHT.</td> <td>5. good BAD</td> </tr> <tr> <td>4. hot COLD</td> <td>7. dark LIGHT</td> </tr> <tr> <td>5. little BIG</td> <td>9. dry WET</td> </tr> <tr> <td>6. high LOW</td> <td>10. sit STAND</td> </tr> <tr> <td>8. Fat THIN</td> <td>11. back FRONT</td> </tr> <tr> <td>11. slow FAST</td> <td>12. happy SAD</td> </tr> <tr> <td>13. night DAY</td> <td></td> </tr> </table> <p>Now , use these opposites to solve the crossword(pg 28.Do it in the book)</p> <p>1. OLD 2. SHORT/START 3. RIGHT 4. COLD 5. BAD 6. LOW 7. LIGHT 8. THIN 9. WET 10.STAND 11. FRONT/FAST 12. SAD 13.DAY</p>	<u>Down</u>	<u>Across</u>	1. new OLD	1. off ON	2. stop START	2. tall SHORT	3. left RIGHT.	5. good BAD	4. hot COLD	7. dark LIGHT	5. little BIG	9. dry WET	6. high LOW	10. sit STAND	8. Fat THIN	11. back FRONT	11. slow FAST	12. happy SAD	13. night DAY		
<u>Down</u>	<u>Across</u>																							
1. new OLD	1. off ON																							
2. stop START	2. tall SHORT																							
3. left RIGHT.	5. good BAD																							
4. hot COLD	7. dark LIGHT																							
5. little BIG	9. dry WET																							
6. high LOW	10. sit STAND																							
8. Fat THIN	11. back FRONT																							
11. slow FAST	12. happy SAD																							
13. night DAY																								
ENG LIT	The Naughty Mouse (Poem) 9.6.2020		<p>*All the assignments given below have to be done in the notebook.</p> <p>I. Learn and write the first 8 lines of the poem.</p>																					

			<p>II. Word Bank</p> <ol style="list-style-type: none"> 1. naughty --naug-hty 2. mouse 3. house 4. tail 5. walk 6. without --with-out 7. sound 8. away --a-way 9. long 10. waving --wav-ing <p>III. Word Meaning</p> <ol style="list-style-type: none"> 1) naughty—someone who behaves badly 2) mail –letter 3) waving –moving from side to side <p>IV. Opposites</p> <ol style="list-style-type: none"> 1) long X short 2) come X go 	
		<p>11.06.20</p>	<p>V. Answer the following questions :-</p> <p>Q1) Who is in the house ? A1) The naughty mouse is in the house .</p> <p>Q2) How is its tail? A2) Its tail is very long.</p> <p>Q3) Who walks around ? A3) The mouse walks around.</p> <p>Q4) What does it do? A4) It eats up papa’s mail.</p> <p>Q5) What happens when papa comes ? A5) When papa comes, the naughty mouse runs away waving its long tail.</p>	

		<p>VI.Reference to context</p> <p>1) The naughty mouse in the house has a very long tail.</p> <p>Q1) How is the mouse ? A1) It is a naughty mouse .</p> <p>Q2) Does it has a long tail? A2) Yes, it has a very long tail .</p> <p>2) When papa comes ,away he runs waving his long tail.</p> <p>Q1) What happens when papa comes ? A1) The naughty mouse runs away .</p> <p>Q2) What does the mouse do while running? A2) The mouse waves its long tail.</p> <p>VII.Make Sentences</p> <p>1) naughty –The father punished the naughty boy. 2) long – We went out for a long walk yesterday. 3) tail - The dog whisked its tail at the master. 4) house - The blue house is very beautiful.</p>	
HINDI	<p>रु और रू की मात्रा (03.06.20)</p>	<p>1.जोड़कर लिखें-</p> <ul style="list-style-type: none"> • रु + क = रुक • रु + चि = रूचि • रु + त = रुत • रू + ह = रूह • रू + ठ = रूठ • रू + खा = रूखा 	<p>https://youtu.be/fQ3is4KY1VM</p>
	<p>(04.06.20)</p>	<p>2.चित्र बनायें-</p> <ul style="list-style-type: none"> • रूई • अमरूद • गुरू • रूमाल • रूपया 	

	(05.06.20)	3.बोल कर दो दो बार लिखें- <ul style="list-style-type: none"> • रुक _____ • रूई _____ • रूचि _____ • रुधिर _____ • रुलाना _____ • गुरू _____ 	
	(08.06.20)	4.बोल कर दो दो बार लिखें- <ul style="list-style-type: none"> • शुरू _____ • जरूर _____ • रूठना _____ • रूस _____ • रूपा _____ • रूपया _____ • रूकना _____ 	
	(09.06.20)	5.खाली जगह भरें- <ul style="list-style-type: none"> • शु _____ • ज _____ र • गु _____ • _____ पया • _____ कना • _____ माल 	
	(10.06.20)	6.कठिन शब्दों का वाचन (रु की मात्रा)- <ul style="list-style-type: none"> • रुक • रुची • रुत • रुनझुन • रुख • रुस्तम • अमरूद • रूमाल 	

	(10.06.20)	7.सही शब्द पर गोला लगायें- <ul style="list-style-type: none"> • गुरू – गरु, गुर, गुरू • रुचि – रच, रुचि, रची • रूपा – रूपा, रपा, रूप • रूपया – रपया, रूपया, रूपए • 	
	(11.06.20)	8.वाक्य बनायें- रुई- रूमाल- अमरूद- रूपया- नोट:- उपरोक्त कार्य अपनी अभ्यास पुस्तिका (नोट बुक) में लिखें।	
	(12.06.20)	इस पाठ से सम्बंधित पुस्तक में दिए गए अभ्यास कार्य पुस्तक में ही करें।	
MATHS	01.06.2020	Add the numbers. (a) $2 + 3 = \underline{\quad}$ (b) $3 + 5 = \underline{\quad}$ (c) $6 + 2 = \underline{\quad}$ (d) $2 + 4 = \underline{\quad}$	https://youtu.be/5wgV1TG2hOQ https://youtu.be/bIOOIx822Mw
	02.06.2020	Add the numbers on the number line. (a) $2 + 5 = \underline{\quad}$ (b) $1 + 5 = \underline{\quad}$	
	03.06.2020	Add the numbers. (a) $2 + 1 + 3 = \underline{\quad}$ (b) $2 + 4 + 3 = \underline{\quad}$ (c) $1 + 0 + 3 = \underline{\quad}$	
	04.06.2020	Add the numbers on the number line. (a) $1 + 2 + 3 = \underline{\quad}$ (b) $4 + 1 + 2 = \underline{\quad}$	

	05.06.2020	<p>Add the numbers.</p> <p>(a) 3 (b) 4 (c) 2 + 4 + 2 + 1 -----</p> <p>(d) 2 (e) 2 (f) 1 1 5 7 + 4 + 2 + 1 -----</p>	
	06.06.2020	<p>Solve these word problems.</p> <p>a) Priya had 3 pencils. Her mother gave her 2 more. How many pencils does Priya have now?</p> <p>b) Raj has 5 toffees. Sam gives him 4 more. How many toffees does Raj have now?</p>	
	Chapter 3: Subtraction	<p>The assignments below have to be done in the Maths notebook. Write the chapter number and the name in the middle, date on the left hand side and margin lines to be drawn.</p>	https://youtu.be/bxShJdgRnY https://youtu.be/BZCCZx4jH70
	08.06.20	Pg. 102 (Q1) and Pg. 103 (Q2)	
	09.06.20	Pg. 103 (Q3) and Pg. 104 (Q4 & Q5)	
	10.06.20	Pg. 105 (Q6), Little Genius and Pg. 106 & 107 (Q7)	
	11.06.20	Pg. 107 (Q8) and Pg. 108 (Q9)	
	12.06.20	Pg. 109 (Q1,Q2,Q3 & Q4) and Pg. 110 (Individual activity)	
	13.06.20	<p><u>Mental Maths-</u> <u>Answer the following questions:-</u></p> <p>a) $3+1+5 = \underline{\quad}$ b) Put > or < sign: $13 \underline{\quad} 9$ c) $9-4-0 = \underline{\quad}$ d) Which one is bigger: 17 or 14 = $\underline{\quad}$ e) Write the number name of 13 = $\underline{\quad}$ f) Add: $6+4 = \underline{\quad}$ g) Which one is smaller: 20 or 2 = $\underline{\quad}$ h) Sub: $9-5 = \underline{\quad}$ i) Write the numeral of number 'ten' = $\underline{\quad}$ j) Is 5 less than 3? True or False = $\underline{\quad}$</p>	

ANSWER KEY

Addition

01.06.20


Add the numbers.

(a) $2 + 3 = 5$ (b) $3 + 5 = 8$ (c) $6 + 2 = 8$ (d) $2 + 4 = 6$

02.06.20

Add the numbers on the number line.

(a) $2 + 5 =$ _____ (b) $1 + 5 =$ _____



03.06.20


Add the numbers.

(a) $2 + 1 + 3 = 6$ (b) $2 + 4 + 3 = 9$ (c) $1 + 0 + 3 = 4$

04.06.20

Add the numbers on the number line.

(a) $1 + 2 + 3 =$ _____ (b) $4 + 1 + 2 =$ _____



05.06.20

Add the numbers.

(a) 3 + 4 ----- 7	(b) 4 + 2 ----- 6	(c) 2 + 1 ----- 3
(d) 2 1 + 4 ----- 7	(e) 2 5 + 2 ----- 9	(f) 1 7 + 1 ----- 9

06.06.20

Solve these word problems.

a) Priya had 3 pencils. Her mother gave her 2 more. How many pencils does Priya have now?

Answer- 5 pencils

+ 2

3

5

b) Raj has 5 toffees. Sam gives him 4 more. How many toffees does Raj have now?

Answer – 9 toffees

5

+ 4

9

		<p>08.06.20</p> <p>09.06.20</p> <p>10.06.20</p> <p>11.06.20</p> <p>12.06.20</p> <p>13.06.20</p>	<p>Pg. 102 - Q1. a) given in the book b) 2 c) 4. Pg. 103 - Q2. a) given in the book b) 5 c) 3 d)1.</p> <p>Pg. 103 - Q3. a) 0 b) 3 c) 3 d)2 e) 2 f) 1. Pg. 104 - Q4. a) iii) b) iv) c) i) d) v) e) ii) Q5. a) ✓ b)× c)× d) ✓ e) ✓ f)×</p> <p>Pg. 105 - Q6. a) given in the book b) 0 c) 0 d) 0 e) 6.</p> <p>Little Genius: a) given in the book b) 3 c) 1 d) 9 e) given in the book f) 1 g) 2 h) 3.</p> <p>Pg.106 - Q7. a) 4 b) 2 c) 7.</p> <p>Pg. 107 - Q8. a) 3 b) 5 c) 3 d) 1 e) 0 f) 3 g) 6 h) 2.</p> <p>Pg. 108 - Q9. a) 4 birds b) 3 pencils c) 4 books d) 5 cookies.</p> <p>Pg. 109 - Q1. a) 3 b) 4 c) 2 d) 3 e) 6 f) 6. Q2. a) 2 b) 0 c) 4 d) 5 e) 7 f) 8. Q3. a) 2 b) 3 c) 3. Q4. a) 1 b) 2 c) 7 d) 2 e) 0.</p> <p>Pg. 110 - Individual activity:- 0 coins</p> <p><u>Mental maths-</u> <u>Answer the following questions:-</u></p> <p>a) 9 b) > c) 5 d) 17 e) thirteen f) 10 g) 2 h) 4 i) 10 j) False</p>	
--	--	---	--	--

EVS	<p><u>1.6.2020</u></p> <p><u>CH -7</u> <u>SAFETY RULES</u></p>	<p><u>CH 7- SAFETY RULES</u></p> <p><u>WORD BANK</u></p> <p>1.footpath 7.wires 2.blades 8.sockets 3.doctor 9.corridors 4.playground 10.zebra crossing 5.traffic 6.electric</p> <p>Pg. 193 (To be done in the book)</p> <p>A. Circle the objects that are safe to play with the use of red crayon.</p>	<p>Safety at home https://youyu.be/KUB-4dTbhM8</p>
	<p><u>2.6.2020</u></p>	<p><u>B. Fill in the blanks with correct words:-</u></p> <p>1. Walk on the <u>footpath</u>. (road / footpath) 2. Never play with <u>blades</u> .(dolls / blades) 3. Walk in a <u>line</u> for a bus (line / crowd) 4. When a person gets hurt take him to a <u>doctor</u> .(driver / doctor) 5. Always play in the <u>playground</u>. (playground/ bedroom) 6.Cross the road at <u>zebra</u> crossing. (tiger / zebra)</p>	<p>Safety rules in school https://youtu.be/hXr4oy1s55Y</p>
	<p><u>3.6.2020</u></p>	<p><u>C.Make 😊 for the correct statement and ☹ for incorrect statement:-</u></p> <p>1.Run across the road – ☹ 2.Do not jump on desk and chairs- :: 😊 3.Lean over a balcony railing – ☹ 4.Do not go alone for a swim – 😊 5. Never disturb the driver – 😊</p>	<p>Road Safety https://you.be/r7ht0d6pIfs</p>
	<p><u>4.6.2020</u></p>	<p><u>. Answer the following questions :- (To be done in the notebook)</u></p> <p>a) Why should we follow the traffic rules? Ans) We should follow the traffic rules to keep ourselves and others safe.</p>	<p>Safety while swimming https://youytu.be/NKtFiPFmYIo</p>

b) What will happen if we are not careful?

Ans) Someone might get hurt, if we are not careful.

c) Write three safety rules on the road.

Ans) 1. Always walk on the footpath.

2. Cross the road on a zebra crossing.

3. Do not play on the road.

d) Why are the black and white lines painted on the road for crossing called zebra crossing?

Ans) A zebra has black and white stripes on his body that is why it is called zebra crossing.

e) What does the red light says?

Ans) The red line says “stop”.

f) What does the yellow light says?

Ans) The yellow light says “get ready”

g)What does the green light says ?

Ans) The green light says “go”.

h) Write three home safety rules.

Ans) 1. Do not jump on the bed or sofa.

2. Do not touch electric wires or sockets.

3. Do not lean over a balcony railing.

i) Write any three safety rules to be followed at school.

Ans) 1.Walk in a line while going up and down the stairs.

2. Do not run in the corridors.

3.Do not jump over the desks.

j) Write any three safety rules to be followed in the bus or car.

Ans) 1. Always wait in a line for the bus.

2. Never disturb the driver.

3. Always wear a seat belt in a car.

			<p>k) Write any three safety rules for swimming. Ans) 1. Use a swimming tube if you are learning to swim. 2. Do not go alone for a swim. 3. Do not go into deep water.</p> <p>l)What should you do if someone gets hurt in the school ? Ans) If someone gets hurt we should inform our teacher or an adult immediately.</p> <p>m)What do you mean by First aid? Ans) First aid is the medical help we give before the doctor comes.</p>	
		<p>5.6.2020</p>	<p><u>Activity:</u> Paste or Draw pictures of 5 things that are NOT safe to play with(on the white side of your notebook.)</p>	<p>https://youtu.be/ynyBuHQ1OnE</p>
		<p>8.6.2020</p> <p>CH 9 WE HELP ONE ANOTHER</p>	<p><u>CH 9- WE HELP ONE ANOTHER</u></p> <p><u>WORD BANK</u></p> <p>1.father 7.clean 2.mother 8.meals 3.family 9.office 4.grandmother 10.guests 5.festivals 6.school</p> <p>A. Who does the following work in your house? (Notebook)</p> <p>1. Serve water to guests- Mother 2. Water the plants – Grandmother 3. Pack your school bag- Myself 4. Take you to school- Father 5. Cook food- Mother 6. Help you with your homework- Parents</p>	<p>https://youtu.be/ynyBuHQ1OnE</p>

		<p>9.6.2020</p>	<p>B. Write four things that you do to help your family:- (Notebook)</p> <ol style="list-style-type: none"> 1. I help my mother in the kitchen. 2. I help my grandmother in watering the plants. 3. I help my father in carrying things. 4. I help my mother to keep the house clean. <p>C. Write four ways in which you have fun with your family:- (Notebook)</p> <ol style="list-style-type: none"> 1. We celebrate festivals. 2. We eat meals together. 3. We go for picnics. 4. We watch movies. 	<p>https://youtu.be/JWCZ0VbfjMk</p>
		<p>10.6.2020</p>	<p>D. Make 😊 for Yes and ☹ for No:- (Notebook)</p> <ol style="list-style-type: none"> 1. Do you polish your shoes- 😊 2. Do you study on your own- 😊 3. Do you serve water to guests- 😊 4. Do you fight with others- ☹ <p>Page 160 ACTIVITY TIME: (To be done in the book) Know your family better. Complete the information about it . Write the dates of the following special days:-</p>	
		<p>11.6.2020</p>	<p><u>Answer the following questions:-</u> (Notebook)</p> <p>Q1. What does a father do? Ans)A father works in an office and brings things from the market. He sometimes help mother in the kitchen too.</p> <p>Q2. What does a mother do? Ans) A mother cooks food and keep the house clean.She takes care of our needs.Some mother go to work too.</p>	
		<p>12.6.2020</p>	<p>Q3. Who looks after the needs of the family? Ans) Parents look after the need of the family.</p> <p>Q4. Write any 2 ways in which parents look after the needs of the family. Ans) 1. Parents help children with their studies. 2. They play with the children.</p>	

Rakshmi

DIRECTOR ACADEMICS