

Mother's Day 2D Shape Flip, Slide, Turn Heart

You will need:

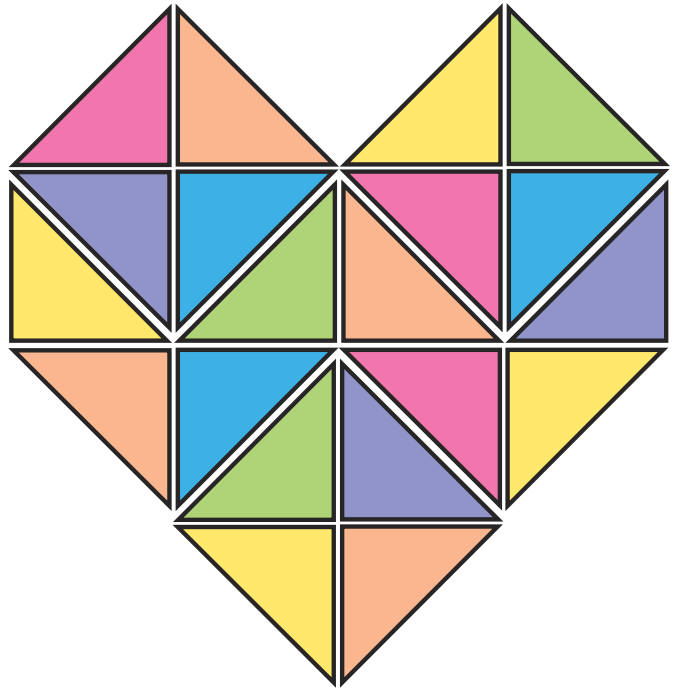
20 triangles

coloured pencils or markers

scissors

glue

A4 paper for background









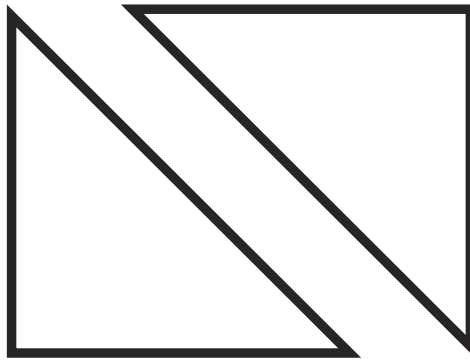
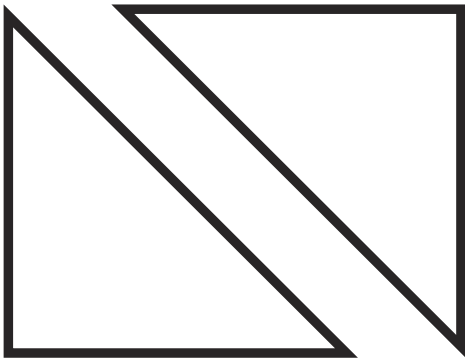


Instructions

1. Colour in the 20 triangles.
2. Cut out each triangle carefully ensuring they are all the same size.
3. Flip, slide and turn the 20 triangles to create a heart for your mum on Mother's day.
4. Once you have created your heart, glue your pieces onto a piece of A4 paper.
5. Surprise your mum with your 2D triangle heart.



20 Triangles Template



Mother's Day 2D Shape Flip, Slide, Turn Heart

Answers

