



SUBJECT	Let's Revise
ENGLISH	<p>Note: Do the entire worksheet in your English Notebook also write down the question.</p> <p>I. <u>Opposites:</u></p> <p>1. happy x _____ 2. kind x _____</p> <p>II. <u>Write True or False:</u></p> <p>1. Anna was very kind. _____ 2. Anna ate a plum. _____ 3. Anna had an orange. _____ 4. Anna was very angry. _____ 5. The ant was very sad. _____</p> <p>III. <u>Fill in the blanks:</u></p> <p>1. Anna gave the ant a _____ (bird / bite) 2. The ant was very _____. (sad / happy) 3. Anna ate an _____ (plum / apple) 4. Anna is a _____ girl. (bad / kind) 5. Anna had _____ apple. (a / an)</p> <p>IV. <u>Answer in one word:</u></p> <p>1. Who did Anna share the apple with? 2. Who had an apple? 3. Who was happy? 4. Who was kind? 5. Who asked Anna for a bite?</p> <p>V. <u>Write Yes / No:</u></p> <p>1. Did Anna share the apple with a bee? 2. Did Anna eat an apple? 3. Did Anna eat an orange?</p> <p>VI. <u>Make Sentences:</u></p> <p>1. happy: _____ 2. kind: _____ 3. apple: _____</p>

VII. Use of a / an:

___ orange ___ hut ___ igloo ___ boy ___ umbrella ___ box ___ eye
___ book ___ axe ___ pig ___ owl ___ man ___ ant ___ jug ___ ice ___ urn ___
egg ___ dog ___ cat ___ apple ___ bee ___ elephant ___ frog ___ goat ___ hat ___ jet
plane ___ ice-cream ___ king ___ lion ___ yak ___ bird ___ zebra ___ ostrich
___ cap ___ swing ___ tent ___ mop ___ ring

VIII. Rhyming words: (3 -3 words for each)

ad ; ag ; an ; ap ; ay ; ab ; at ; aw

IX. Myself

1. My name is _____.
2. I am ___ years old.
3. I study in _____.
4. I am in _____(UKG A/B/C/D)
5. I like to come to _____ every day.

X. My Family

1. I have a loving _____.
2. My _____ loves and protects me.
3. My _____ takes care of me and cooks tasty food.
4. I play with my _____ . (brother / sister).
5. We share our _____.
6. My _____ (grandmother / grandfather) tells me stories every night.

HINDI

। मिलान करें :

न



ल



ज






ट



ब



चित्रों का पहला अक्षर लिखे:





3.सही अक्षर पर गोला लगाएं

- न . न, ल, न, ट, ब
- ल . ट, ल, ल, न, ज
- ट . ट, ट, न, ल, ब
- ज . ल, ज, ब, ज, ट
- ब . ब, ब, न, ट, ल



1. जोड़ कर लिखे:

- न + ल
- ज + ब
- ट + ब
- ज + ल
- ब + न

MATHEMATICS

Tick the bigger. Circle the smaller.

a.



b.



c.




2. Tick the thicker. Cross the thinner.


a.



b.




3. Tick the heavy one and cross the light one.



4. Write 'E' for Empty and 'F' for Full



5. Write 'B' for bigger and 'L' for lighter:



6. What comes after?

8 ___ 4 ___
 2 ___ 6 ___
 9 ___ 1 ___

7. What comes before?

___ 7 ___ 4
 ___ 10 ___ 3
 ___ 5 ___ 8

8. What comes between?

6 ___ 8 3 ___ 5 8 ___ 10 1 ___ 3 4 ___ 6 7 ___ 9

9. Write in figure:-

six ___ eight ___ one ___ four ___ two ___

10. Write in words:-

9 ___ 7 ___ 10 ___ 5 ___ 3 ___ 0 ___

11. Circle the '0' among the numbers given below:-

4	0	8	0	1	0
---	---	---	---	---	---

12. Count backward and write:

10									
----	--	--	--	--	--	--	--	--	--

Rakshmi

DIRECTOR ACADEMICS