

Class- UKG


Sub- Maths

F.M- 20

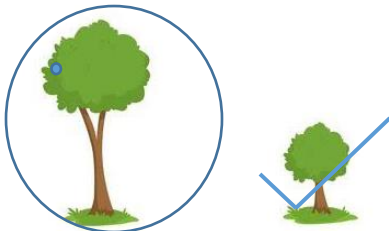
Name- \_\_\_\_\_ Class- \_\_\_\_\_ Sec- \_\_\_\_\_ Roll no- \_\_\_\_\_ Date- \_\_\_\_\_

I. Compare the following objects. (3)


a. Tick (✓) the bigger and cross (X) the smaller.



b. Tick (✓) the taller and circle (O) the shorter.



c. Write E for empty and F for full.



II. Count forward and write. (3)

12, 13 , 14 , 15 , 16 , 17 , 18 .

III. What comes after - (2)

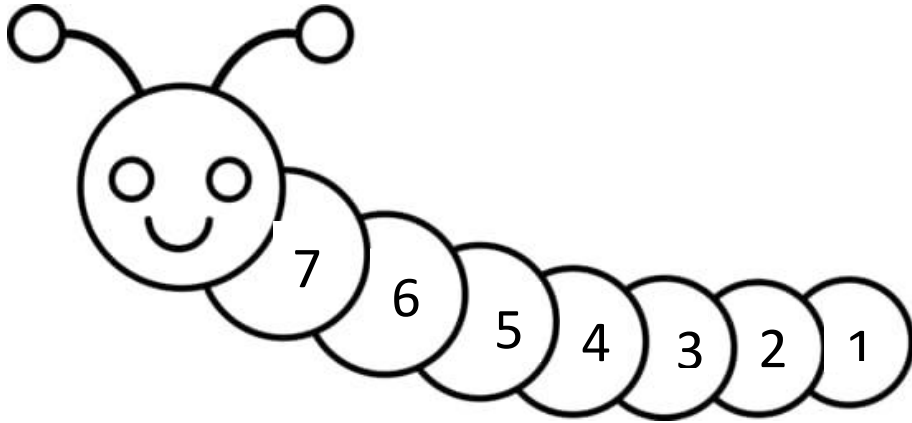
6 7 , 9 10

IV. What comes before - (2)

1 2 , 6 7

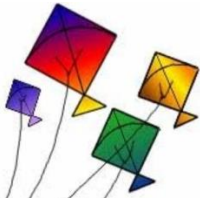
V. Count backward and write

(5)



VI. Count and match

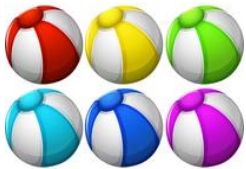
(5)



Four

Two

Eight



Six

One

Class- UKG

Sub - English

F.M- 20

1.Opposites:-

(2)

a. Happy x Sad

b. Kind x Unkind

2.Fill in the blanks:-

(2)

a. Anna had an apple. (a/an)

b. Anna ate an apple. (plum/apple)

3. Write True/False:-

(2)

a. Anna was very angry. False

b. Anna was very kind. True

4. Answer in one word:-

(2)

a. Who had an apple?

Ans:- Anna

b. Who was happy?

Ans:- The ant

5. Write Yes/No

(1)

a. Did Anna eat an orange? No

6. Make Sentences:-

(1)

a. kind- I am kind.

7. Put a/an

(2)

a cat      an egg      an ant      a bird

8.Rhyming words

(4)

cat- mat      rat

pan- man      can

9. Matching:-

(4)

ant



axe



apple



cap



Class- UKG

Sub- Hindi

F.M- 20

I. सही वर्णों पर घेरा लगायें:-

(5)

न - न ल न ज  
ल - ट ल ब ल  
ब - ब प ब र  
म - म ल म ज  
प - म ष न प

II. अक्षर जोड़ कर शब्द बनायें:-

(5)

न + र = नर  
ज + ल = जल  
प + ल = पल  
म + न = मन  
र + ट = रट

III. पहला अक्षर लिखें :-

(5)



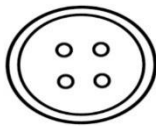
न



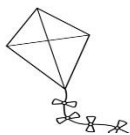
ज



ट



ब



प

IV. खाली जगह भरें:-

(5)

ल ट

ब ट न

म ट र

ट ब

प र