





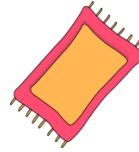
KERALA PUBLIC SCHOOLS
HOME ASSIGNMENT (1st May to 9th May 2020)



| CLASS | SUBJECT | TOPIC / CHAPTER | MODULE / ASSIGNMENT |
|-------|---------|------------------------|---|
| UKG | ENGLISH | Fun at Home Assignment | <p>Who Am I? Fun at Home Assignment</p> <p>You see me in many colours. Magicians wear me on their head when they do magic. My name begins with letter 'h'. What am I?</p> <p style="text-align: center;"><u>Hunt and Tell</u></p> <p><u>Clues</u></p> <div style="display: flex; justify-content: space-around; align-items: center;"></div> <p><small>shutterstock.com • 207436078</small></p> <p>Your mummy or papa will give you clues about some things you use in the house. Listen to them carefully, think and find what they are and show the things to them.</p> <p>Thing 1: I have teeth but I cannot chew or bite. You use me to keep yourself tidy. What am I</p> <p>Thing 2: I have legs, not two but four. Still I cannot walk. You sit on me. What am I?</p> <p>Thing 3: I have a mouth but I cannot talk. You store water in me and keep me in the fridge. What am I?</p> <p>Thing 4: I have slip in my name. You wear me to keep your feet clean. What am I?</p> |

Grid Fun

See the pictures and circle their names in the grid. One is done for you as an example.



| | | | | | | | | |
|---|---|---|---|---|---|---|---|---|
| | s | a | t | | m | b | l | f |
| r | b | a | t | g | v | p | | |
| s | h | r | a | t | f | m | | |
| g | f | r | m | a | t | z | | |
| y | n | h | a | t | p | j | | |
| b | f | a | t | d | e | l | | |
| c | a | t | n | w | s | o | | |



Reading Time

The Good Cat

Katty cat is very fat. She is sleeping on a big mat. Ratty rat sees her sleeping. He is a naughty rat. He wants to trouble Katty cat. He goes near her and tickles her nose with his long tail. Then he runs and hides under a hat. "Aachhoo! Aachhoo!" Katty wakes up sneezing loudly. She looks around the room. She sees Ratty's

| | | |
|----------------|--------------------------|---|
| | | <p>long tail that is peeping out of the hat. Katty picks up the hat and tries to catch Ratty. He jumps onto the fan. Katty picks up a plastic bat and tries to hit Ratty with it. Ratty holds his ears and says sorry to Katty. He promises he will not trouble Katty again. Katty smiles and lets him go. She is a good cat.</p> <p><i>Moral of the story:</i> We should excuse a person who says sorry to us.</p> |
| ENGLISH | Eva Eats Egg | <p>Please refer to the PDF file for lesson.</p> <p>Download the Chapter - English Reader</p> <p>Download the Assignment Eva Eats Egg</p> |
| HINDI | "न,ल,ज,ट,ब,प,र,म,ग,क,फ़" | <p>Please refer to the PDF</p> <p>Download the Chapter - Vyanjan Main Halchal</p> <p>इन अक्षरों से बने अभ्यास कार्यों को पूरा करें— अलग चित्र को काटें,पहला अक्षर लिखकर रंग भरें। Pg-24,25 https://youtu.be/Qtmm6G2ZQRY</p> <p>चित्रों के साथ अक्षर का मिलान करें और पहला अक्षर लिखें। Pg-26</p> <p>अक्षरों को जोड़कर लिखें। Pg-27 https://youtu.be/HIL2zqP6geE</p> <p>अक्षरों को गोल करें,खाली जगह में सही अक्षर भरें। Pg-28</p> <p>अक्षरों का लिखित अभ्यास ,तुकबंदी शब्दों का लिखित अभ्यास । Pg-29 https://youtu.be/twno21aewQY</p> <p>सभी अभ्यास कार्यों को किताब में पूरा करें।</p> |

| | | | |
|--|--------------|--|---|
| | MATHS | Unit – 4 : (Numbers And Numerals) Pg. No. - 20, 21 Unit – 5 : (Number Fun) | <u>Do all the exercises in the textbook</u> 1.Count and Write-Pg.no.22 2. Correct number of figures-Pg.no.23 3. Count the number of beads-Pg.no.25 4. Numberline-before,after,between-Pg.no.26,27 One more than-Pg.no.28 6,One less than-Pg.no.29 |
| | G.A | Healthy Food – 76 , 77 | <u>Read the chapters thoroughly</u> 1. Breakfast is ready – Pg.no. 12, 13 2. My Classroom – Pg.no. 16, 17 3. In the playground – Pg.no. 18, 19 |

Rakshmi

DIRECTOR ACADEMICS