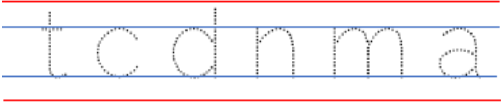


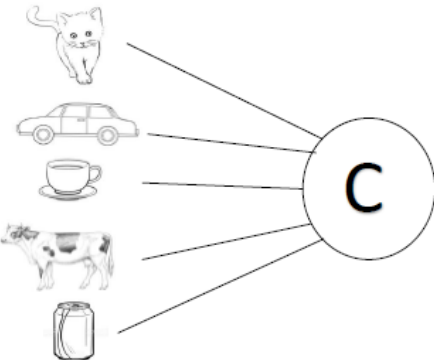







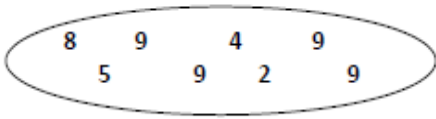









CLASS	SUBJECT	TOPIC/CHAPTER	MODULE /ASSIGNMENT	REFERENCE / LINKS
LKG	ENGLISH	My Alphabets Book (small letter). Revision of exercises related to the alphabets t, c, d, n, m, a	<p>Trace and write.</p>  <p>1. Match the pictures with the correct letter</p>  <p style="text-align: right;">n a c t</p>	Learn the sounds and songs related to the alphabets and read the stories from Jolly Phonic App.
			<p>2. Circle the pictures that begins with letter “t”</p>  <p>3. Learn the words with sound.</p> 	https://youtu.be/T4ifiKiQ-3I

			<p>4. Write the first letter.</p>  _____  _____  _____	
--	--	--	---	--

Note: Encourage neat work and let the children practice exercises related to the alphabets in the above way in their rough notebook.

MATHS	Revision Numbers 1-10, Rhymes "Learning Numbers Makes It Fun".	<p>1. Count and Match</p>  5  4  2  3	<p>2. What comes in between ?</p> <p>a) 2 ___ 4 b) 7 ___ 9 c) 6 ___ 8</p> <p>3. Cross the number '9'</p> 	<p>https://www.youtube.com/watch?v=fHqjNHxmB7c</p>
-------	--	---	---	--

			<p>4. Write the missing numbers in the caterpillar :-</p>  <p>5. Match the same numbers.</p> <table data-bbox="660 416 898 577"> <tr> <td>1</td> <td>2</td> </tr> <tr> <td>2</td> <td>1</td> </tr> <tr> <td>3</td> <td>5</td> </tr> <tr> <td>4</td> <td>3</td> </tr> <tr> <td>5</td> <td>4</td> </tr> </table> <p>Note:- Practice the number formation from 1-10 everyday and follow the pattern of exercises given above for revision.</p>	1	2	2	1	3	5	4	3	5	4	
1	2													
2	1													
3	5													
4	3													
5	4													
GA	My Body (pg.no. -4,5)		<p>1. Teach your child how to answer these questions.</p>  I see with my _____.  I hear with my _____.  I smell with my _____.  I walk with my _____.  I write with my _____.  I speak with my _____.	<p>https://www.youtube.com/watch?v=XDjkqJWx_kA</p>										

	Public Speaking	My Mother learn the rhyme. "My mummy is the best"	My mother's name is _____. She is very beautiful. She cooks food for me. She helps me in my studies. I love her very much.	https://www.youtube.com/watch?v=mwQ3eWE8XUY
	Public Speaking		Who am I ? I am round in shape. I bounce when I hit the ground. My name begins with "B". Who am I ? Say Fast : Say "Billy Bee Silly bee"	

			<p>Story Time:</p> <p>The Little Bee</p> <p>Billy is a little bee. She lives with other bees in a hive. She loves to sing and dance. One day, the queen bee calls all the bees and says, "Go and bring sweet juice from the flowers. We'll make honey with it. Only then you will get food to eat."</p> <p>All the bees go to collect the sweet juice. Only Billy does not go. She says, "It's only morning now. I have the full day to get the juice. I will go after singing my favourite song and dancing on it."</p> <p>Billy gets so tired after singing and dancing that she goes to sleep. It is already evening when she wakes up. She takes her bucket and goes to get the juice.</p> <p>While flying, she sees the other bees coming back with their buckets full of juice. Billy requests one of them to tell her the way to the garden. The bee says, "It's getting dark. If you go now, you may lose your way back to the hive. Go back and apologize to the queen bee. She is very kind. She will surely forgive you."</p> <p>Billy goes to the queen bee and tells her why she could not get the juice. She also says, "I am very sorry queen bee. I promise I will always do my work first and then enjoy myself."</p> <p>The queen bee forgives Billy. From that day, Billy sings and dances only after finishing her work. She is a good bee now.</p> <p><i>Moral of the story: We must do our work on time.</i></p> <p>Note: Parents may read aloud the story to children and emphasize on the sound of "b" in it.</p>	
--	--	--	--	--



Rakshmi
DIRECTOR ACADEMICS